



# General catalogue 2020

Since 1945 superior quality products  
for motorhomes, caravans,  
van conversions and camper vans



**Fiamma is known worldwide as a pioneer and leading company in manufacturing technical accessories for the recreational vehicle market.**

INDEPENDENT FAMILY-OWNED COMPANY

Fiamma has more than 100 patents registered in Europe, USA, Japan and China.

The headquarters in Cardano al Campo focuses on product design and worldwide distribution. In addition there are eight manufacturing facilities where product improvements, technology innovation and new production processes are constantly implemented.

The Fiamma catalogue is translated into 11 languages including Chinese, Japanese and Russian.



Since 1996



Since 2002



Production monitored and safety tested



Fiamma: certified in environmental and climate protection



# 1945



Fiamma was founded by Norma and Arnaldo Pozzi. The name Fiamma, which in Italian means "flame" comes from the company's first product: an aluminium gas stove for camping.

Fiamma is the first company in Europe to introduce a complete range of superior quality products for Motorhomes and Trailers.



# 1973

# 1980



Fiamma starts its operation in the American market and becomes a leader in the production of awnings for Class B Motorhomes.

Fiamma creates the International Motorhome Club to strengthen the relationship between the company and its end-users. Fiamma becomes the first company in this market to get the TÜV-GS (German Quality Control) for its awnings.



# 1984

# 1987



Fiamma expands into the Japanese market to become the country's leading manufacturer of accessories for recreational vehicles.

Fiamma receives ISO 9002 certification.



# 1996

# 2002



Fiamma receives ISO 9001 certification for its new and state-of-the art factory located in Cardano al Campo.

Fiamma opens new departments equipped with high tech machinery, thereby increasing its production capacity by 40%.



# 2003

# 2005



Inauguration of Fiamma Service, the completely automated distribution center of spare parts.

John-David Pozzi (since 2008) and Charles Pozzi, grandsons of Norma and Arnaldo Pozzi, collaborate together in the function of Managing Directors of Fiamma Spa.



# 2012

# 2018



Thanks to competent and experienced technicians and through using modern state of the art testing equipment, Fiamma inaugurates the new laboratory and testing area.

Fiamma celebrates 75 years of activity.



# 2020



# Tradition & Quality



## FIAMMA.COM

On the Fiamma website you can find all updates and information on our products. In the “points of sale” section you can also find a list of the best Fiamma dealers.



## COME AND VISIT US

The Fiamma stand is the meeting point for many motorhome fans in 52 international exhibitions of the RV industry.

You can find the original Fiamma products in a selected network of motorhome specialists with extensive experience in the industry guaranteeing customer satisfaction.



## RELIABLE QUALITY

Spare parts drawings for all Fiamma awnings, Carry-Bike and other Fiamma accessories are available online at [www.fiamma.com](http://www.fiamma.com).

Our technical assistance team guarantees a prompt delivery of more than 10,000 spare parts.

If you want to get the best quality and an excellent after-sales service, choose Fiamma products.



## INNOVATION AND SAFETY

Fiamma has invested in cutting edge equipment and highly qualified staff to set up its excellent test laboratory in order to guarantee continuous growth in quality of the manufactured products.

Before hitting the market, our new products are subjected to strict tests such as FEM analyses during the design phase using the most advanced aerospace software, along with raw materials testing, laser analysis, crash tests and many other specific tests and trials.



# Index

## Fiammastore

### Awnings and Enclosures

#### Awnings

Winch awnings for wall installation .....	16-25
Winch awnings for roof installation .....	26-33
Manual awnings .....	34-39

#### Enclosures


Front and side panels .....	44-47
Enclosures for winch awnings .....	48-57
Enclosures for manual awnings .....	58-59
Complete tents (awning + enclosure) .....	60-63
Rear door enclosure .....	64
Skirting .....	65

#### Accessories

Awning motor kits .....	66-67
Tension rafters .....	68-69
Pegs and anchoring straps .....	70-71
Awning mats .....	72
Miscellaneous .....	73-74
Enclosure & tent accessories .....	74-77
Rubber seals .....	77-79

#### Installation brackets

Adapters for F45 + F70 .....	80-86
Adapters for F80 + F65 .....	87-91
Adapters for F40van .....	92
Adapters for F35pro .....	93-95
Adapters for Compass .....	95
Adapters for CaravanStore .....	95



### FIAMMA F45s PSA

p.19



new

### CARRY-BIKE VW Caddy

p.118



new

### CARRY-BIKE Ducato

p.125 / 126



new



# Index

## Carry-Bike

### *Bike carriers and accessories*

For E-Bike ..... 102-103

### **Motorhome**



Pro Series ..... 104-105

L Series ..... 106-107

Lift Series ..... 108-109

Special versions ..... 110-111

### **Caravan**



For A-frame ..... 112-113

For rear wall ..... 114-115

### **Campervan**



For VW Transporter ..... 116-119

For other camper vans ..... 120-123

### **Van Conversion**



For VW Crafter, Fiat Ducato & other van conversions... 124-127

### **SUV**



For SUV, minivans and 4x4 ..... 128-129

### **Garage**



Bike carriers for garage facility ..... 130-131

Moto carriers for garage and van conversions ..... 132-133

### **Accessories**

Rails ..... 134-137

Blocking systems ..... 138-139

Straps, anti-theft systems & installation kits ..... 140-141

Warning signals ..... 142

Bike covers ..... 143

Rear boxes ..... 144-145

Drying racks ..... 145

## Deluxe ladders



p.186

*renewed*

## Cargo Back



p.145

*renewed*

## Pocket containers



p.176

*renewed*

## Comfort

### *Other products for your comfort*

### **Tech**

Rooflights ..... 148-155

LED lighting ..... 156-161

Waterpumps ..... 162-163

### **Plastic**

Tanks ..... 164-165

Levellers ..... 166-171

Stabilising jacks ..... 172

Portable steps ..... 173

Organizers ..... 174-176

### **Alu**

Accessories for garage facility ..... 177-180

Safety blocks ..... 181-183

Security handles ..... 184-185

Ladders ..... 186-188

Roof boxes ..... 189

Luggage carriers ..... 190-191

### **Mix**

Portable toilets ..... 192-193

Sanitary line ..... 194-195

Vehicle covers ..... 196-197

Miscellaneous ..... 198-199



# Fiamma VW T5 and VW T6 program



*F45s awnings for VW T5 and VW T6, 260 and 300cm lengths*

**18**



*F40van: the compact roof awning with lowered brackets, 270cm length*

**32-33**



*F35pro, the compact and sturdy awning with aluminium case and manual mechanism*

**36-37**



*Privacy Room Light: the light and compact Fiamma enclosure for your holidays on the move*

**52-53**



*Privacy Ultra Light, the one-piece enclosure, fresh and light, quick to assemble*

**54-55**



*Room Van, the all-round room for F40van awning*

**56-57**





Fiamma specialises in VW T5 and T6 products: our complete range of products ensures a more comfortable vacation. Several awnings for every need, dedicated bike carriers and lots of accessories for increased comfort during your holidays



*Compass, the manual awning with circular opening at 270°*

**38-39**



*Blocker & Side: front and side walls for sun and wind protection*

**44-47**



*Privacy Room, the classic enclosure to double your living space*

**48-50**




*Rear Door Cover VW T5 / T6: the awning for the rear door*

**64**



*Carry-Bike VW T5 & T6 Pro: modern design and quick assembly*

**116-117**



*Coverglas: outside waterproof blind system to cover all the windows of the VW T6 cabin*

**197**



# Fiamma Fiat Ducato program



F45s: wall installation awning with specific brackets for Ducato vehicles

16-17  
84



F80s: roof installation awning for Ducato van conversion, lengths from 290 to 450cm

26-27  
90




F65eagle Ducato, the legless awning

30-31



Carry-Bike DJ designed for Ducato with double rear doors

125-127



Security block designed to be placed on the inside of the door

181



Deluxe: aluminium ladders supplied with Fixing Bars for easy and quick installation

186-187





Many interesting accessories for your Fiat Ducato, Citroën Jumper or Peugeot Boxer: awnings with dedicated brackets, bike carriers, luggage racks, covers and other accessories for a comfortable and relaxing vacation



*Privacy Room: enclosure for Ducato with additional panels for the different lengths*

**48-51**



*Privacy Ultra Light, the cool and ultra light enclosure that can be assembled in just a moment*

**54-55**



*Rear Door Cover Ducato: the enclosure for rear door*

**64**



*Roof Rail, luggage carrier system. Easy installation without drilling the vehicle*

**190-191**



*Different solutions to completely protect the engine compartment*

**197**



*Roller Roof Rail: helps loading objects from the rear of the vehicle*

**190-191**





Fiammastore





## Awnings

Winch awnings for wall installation	16-25
Winch awnings for roof installation	26-33
Manual awnings	34-39

## Enclosures

Front and side panels	44-47
Enclosures for winch awnings	48-57
Enclosures for manual awnings	58-59
Complete tents (awning+enclosure)	60-63
Rear door enclosure	64
Skirting	65

## Accessories

Awning motor kits	66-67
Tension rafters	68-69
Pegs and anchoring straps	70-71
Awning mats	72
Miscellaneous	73-74
Enclosure accessories	75-77
Rubber seals	78-79

## Installation brackets

Adapters for F45 + F70	80-86
Adapters for F80 + F65	87-91
Adapters for F40van	92
Adapters for F35pro	93-95
Adapters for Compass	95
Adapters for CaravanStore	95







### [1] AUTO-LOCK AND DUAL SECURITY

Fiamma manufactures the only awning with silent opening thanks to the German TÜV certified Auto-Lock self-locking winch safety system: with its exclusive long life Aluminium mechanical parts, it offers you a quality product vastly superior to other comparable noisy hook release mechanisms on the market.

The security of Fiamma awnings is also guaranteed by the Dual Security system.

The device indicates the correct closure of the front bar by two small plastic flags inside the side end caps.



### [2] PRESTO FIX

The Fiamma Awning is the only awning with a patented adjusting system that enables you to gauge the closing of the front bar. If over a period of time, one side should stop closing perfectly due to fabric and arm movements, you can use the Presto Fix to realign the closing of the front bar.

### [3] ONE WAY ROLL

Have you ever completely retracted your awning only to find that the canvas has rolled the wrong way around the roller tube, meaning that it no longer closes? Not possible with a Fiamma awning! The One Way Roll is an ingenious patented mechanism that prevents the canvas from ever retracting the wrong side of the roller tube. You can't go wrong!



## The exclusive features of Fiamma



### [4] DUAL SHOCK-ABSORBER

Only Fiamma has the Dual Shock-Absorber which protects both your vehicle and your awning. The arms are fixed with the certified double bolt system "Double-Block" which grants more stability and ease of regulation.

### [5] EXTRA-STRONG ARMS

Highly resistant reinforced articulated arms with strong 3.5mm wire cables. They are proof tested for more than 10,000 cycles of opening and closing and can maintain a steady fabric tension of up to 32 Kg.

### [6] DOUBLE GUIDE

All Fiamma awnings are equipped with at least a double guide on the lead bar allowing the installation of two front panels, for example: Privacy Room and Sun View XL, Blocker and Tie Down S, Sun View XL and Awning Hangers.

### [7] SECURE LOCK

The telescopic system of the legs with manual locking allows the regulation of the lead bar height. This system allows you to regulate the height of the awning according to your needs. Fiamma awnings have a dual fixing possibility for its incorporated legs: to the wall and to the ground.





# Fiammastore awnings

## Mounting and finishing solutions

Thanks to long-lasting and modern features, our Fiammastore awnings are designed to be easy to use and are sturdy and durable; they are an excellent complement for moments of outdoor relaxation. They are divided into three categories according to the various types of vehicles available on the market.



### Wall Installation

It is the most common mounting type and thanks to the wide range of brackets you can mount it on most vehicles in circulation.



### Roof Installation

The awning can be installed with special brackets on the roof of the vehicle and it fits the most modern vehicles, resulting in a more compact style.



### Rail Installation

The awning is easily installed without additional brackets thanks to the caravan support rail, making installation and removal fast and safe.



	F45s	F70	F45L	F45eagle	Compass	SlideOut
Installation						
Motorhome						
Caravan						
Van Conversion						
Campervan						
4 x 4s						
Length	190 - 450	400 - 450	450 - 550	350 - 450	220 - 260	170 - 280
Extension	100 - 250	250	250	250	145 - 176	100
Weight	11,5 - 29,5 kg	30,5 - 33,5 kg	39,0 - 46,5 kg	33,5 - 39,5 kg	16,5 - 19,5 kg	6,3 - 10,0 kg
Motor	Optional		Optional	Standard	-	-
Case box colour	Polar White Titanium Deep Black	Polar White Titanium	Polar White Titanium	Polar White	Silver Black	Polar White Deep Black
Canopy colour	Royal Grey Royal Blue Sahara Evergreen Bordeaux	Royal Grey Royal Blue	Royal Grey Royal Blue Sahara Evergreen Bordeaux	Royal Grey	Light Grey	Royal Grey
Brackets	Standard	Standard	Standard	Standard	Optional	Standard





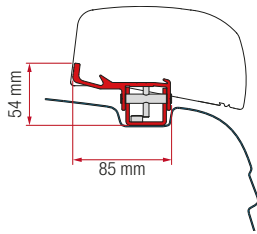
### Case finishes

Three colours available to optimize the aesthetics of the highest quality materials made by cutting-edge manufacturing processes.



### Canopy finishes

Exclusive multicolour anti-scratch canopy fabrics; printed the full length in 5 vibrant colours with high UV resistance.



### Installation adapters

A wide selection of fixing brackets are available to fit most of the vehicles on the market.



### Accessories

Motor Kit 12V, Privacy Room and many other items to make your moments of relaxation even more enjoyable.



F80s	F65L	F65eagle	F40van
290 - 450	400 - 490	320 - 400	270
200 - 250	250	250	225
27,0 - 36,5 kg	36,0 - 44,5 kg	30,0 - 37,5 kg	19,0 kg
Optional	Optional	Standard	-
Polar White Titanium Deep Black	Polar White Titanium Deep Black	Polar White Titanium	Deep Black
Royal Grey Royal Blue	Royal Grey Royal Blue	Royal Grey	Royal Grey
Optional	Optional	Optional for standard v. Standard for Ducato v.	Optional

CaravanStore / XL	F35pro
190 - 550	180 - 300
180 - 250	180 - 225
6,0 - 16,9 kg	8,5 - 13,0 kg
-	-
Grey Black	Titanium Deep Black
Royal Grey Royal Blue	Royal Grey Royal Blue
-	Optional





### The compact awning of Italian design


The easy-to-use and simple to install awning which combines today's best technologies, service and quality. Constantly renewed, the F45s awning is compact and functional, making it the best choice for your holidays! When not in use, the F45s takes up little space while snugly enclosed in its aluminium case. Sturdy and safe to operate, with an easy to hook winch loop.



### Choosing guide

- Winch opening and closing. Operation by handle
- Electric motor optional
- Wall installation with standard brackets included
- Designed for motorhome, caravan, van conversion and campervan
- Lengths from 190 to 450
- Different canopy and case finishes available

### Canopy finishes

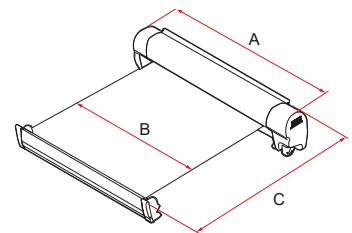
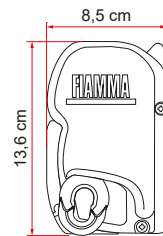


Royal Grey Royal Blue Sahara Evergreen Bordeaux

### Case finishes



Polar White Titanium Deep Black



### Optional enclosures and accessories



#### Enclosures (p.48 to 55):

- Privacy Room
- Privacy Room Light
- Privacy Ultra Light



#### Front and side panels (p.44 to 47):

- Blocker Pro
- Blocker
- Sun View XL
- Side W Pro
- Side W Pro Shade
- Sun View Side

#### Range of accessories (p.66 to 79):

- Motor Kit
- LED
- Rafter
- Tie Down S
- Kit Rain Guard
- Kit Awning Hangers
- Shade Sun View







**Installation Brackets:**

standard adapters (provided with the awning) and more than 90 personalized brackets enable the mounting on special profiles

**Presto Fix:**

adjusting system to realign the perfect closing of the front bar

**Dual Shock-Absorber:**

it protects both the vehicle and the awning. The arms are fixed with certified double bolt system which grants more stability and ease of regulation

**LED:**

different LED lighting versions available: for arms, rafter, lead bar and case

**Motor Kit:**

available on request to motorize the awning, see p.67

**Extra-Strong Arms:**

highly resistant reinforced articulated arms with strong 3.5mm wire cables

**Roller support:**  
Canopy always tight

**One Way Roll:**  
*details on p.12*

**Secure Lock:**

the legs can be fixed to the ground or to the wall and the height of the lead bar can be adjusted with a telescopic safe and practical system

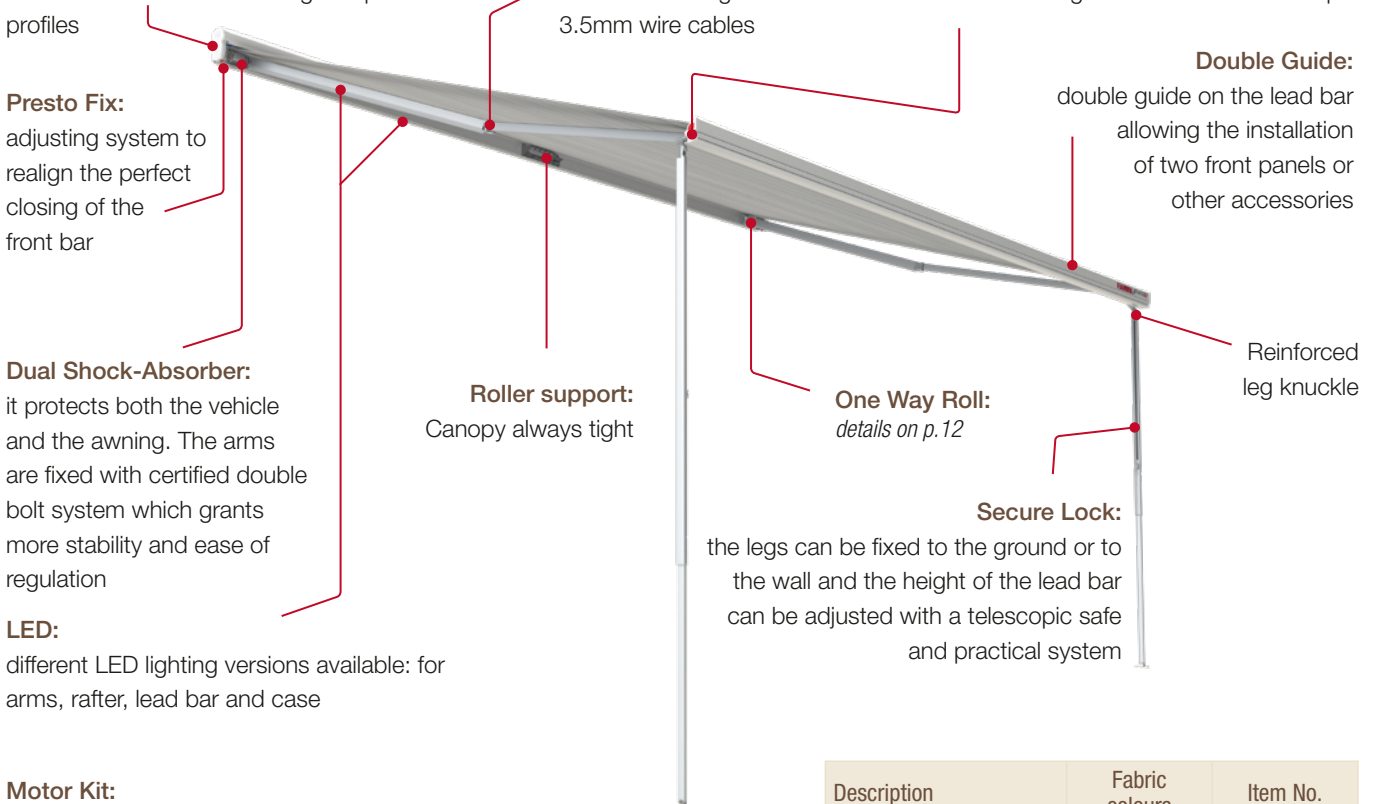
**Perfect Closing:**

the Dual Security device indicates the correct closure of the front bar by two small plastic flags inside the side end caps

**Double Guide:**

double guide on the lead bar allowing the installation of two front panels or other accessories

Reinforced leg knuckle



## Models and dimensions

Description	Awning length A	Canopy length B	Extension C	Shade surface	Weight
F45s 190 *	185 cm	169 cm	100 cm	1,7 m <sup>2</sup>	11,5 kg
F45s 230	231 cm	214 cm	150 cm	3,2 m <sup>2</sup>	16,5 kg
F45s 260	263 cm	247 cm	200 cm	4,9 m <sup>2</sup>	19,5 kg
F45s 300	308 cm	292 cm	250 cm	7,3 m <sup>2</sup>	23,0 kg
F45s 350	348 cm	331 cm	250 cm	8,3 m <sup>2</sup>	25,0 kg
F45s 375	375 cm	357 cm	250 cm	8,9 m <sup>2</sup>	26,0 kg
F45s 400 **	398 cm	381 cm	250 cm	9,5 m <sup>2</sup>	27,0 kg
F45s 425 **	423 cm	405 cm	250 cm	10,1 m <sup>2</sup>	28,2 kg
F45s 450 **	448 cm	431 cm	250 cm	10,8 m <sup>2</sup>	29,5 kg

\* Awning for the main door, comes without vertical support legs. \*\* 1 Tension Rafter made of anodized aluminium included.  
Specify the fabric colour you want when ordering by replacing (X) with: R=Royal Grey, Q=Royal Blue, S=Sahara, E=Evergreen, D=Bordeaux  
Left version with winch installed on the left side, case in Polar White and canopy in Royal Grey available on request.

Description	Fabric colours	Item No.
F45s 190 Polar White	R-Q	06280M01(X)
F45s 230 Polar White	R-Q	06280P01(X)
F45s 260 Polar White	R-Q-S-E-D	06280H01(X)
F45s 300 Polar White	R-Q-S-E-D	06280A01(X)
F45s 350 Polar White	R-Q-S-E-D	06280B01(X)
F45s 375 Polar White	R-Q	06280S01(X)
F45s 400 Polar White	R-Q-S-E-D	06280C01(X)
F45s 425 Polar White	R-Q	06280Q01(X)
F45s 450 Polar White	R-Q-S-E-D	06280G01(X)
F45s 190 Titanium	R-Q	06290M01(X)
F45s 230 Titanium	R-Q	06290P01(X)
F45s 260 Titanium	R-Q	06290H01(X)
F45s 300 Titanium	R-Q	06290A01(X)
F45s 350 Titanium	R-Q	06290B01(X)
F45s 375 Titanium	R-Q	06290S01(X)
F45s 400 Titanium	R-Q	06290C01(X)
F45s 425 Titanium	R-Q	06290Q01(X)
F45s 450 Titanium	R-Q	06290G01(X)
F45s 190 Deep Black	R	06759M01R
F45s 230 Deep Black	R	06759P01R
F45s 260 Deep Black	R	06759H01R
F45s 300 Deep Black	R	06759A01R
F45s 350 Deep Black	R	06759B01R
F45s 375 Deep Black	R	06759S01R
F45s 400 Deep Black	R	06759C01R
F45s 425 Deep Black	R	06759Q01R
F45s 450 Deep Black	R	06759G01R





The innovative and compact awnings of Italian Design specially made for VW T5 and T6 camper vans

Special package of F45s awning sold complete with the correct installation kit for particular model versions of VW T5 and T6 vans.

They suit both SWB and LWB Multivan (Transporter with Multivan C-rail) and California and all awnings suit both T5 and T6 generations of vehicle.

## Which model of VW do you have?

The following chart helps you choose the right awning for your VW depending on the length of the vehicle, the type of rail mounted and which side the steering wheel is situated. Brackets on page 85.

## Canopy and case finish



		Short wheel base Right* Vehicle length 4892 mm Wheel base 3000 mm	Short wheel base Left* Vehicle length 4892 mm Wheel base 3000 mm	Long wheel base Right* Vehicle length 5292 mm Wheel base 3400 mm	Long wheel base Left* Vehicle length 5292 mm Wheel base 3400 mm
VW T5/T6 with no C rail	Awning	F45s 260 standard	F45s 260 standard	-	-
	Adapter	98655-647	98655-648	-	-
VW T5/T6 with C rail	Awning	Titanium 06290D01R Deep Black 06759D01R	Titanium 06291D01R Deep Black 07129D02R	Titanium 06290R01R Deep Black 06759R01R	Titanium 06291R01R Deep Black 07129R02R
	Adapter	Standard with the awning	Standard with the awning	Standard with the awning	Standard with the awning
VW T5/T6 California	Awning	Polar White 06280E01R Titanium 06290E01R Deep Black 06759E01R	-	-	-
	Adapter	Standard with the awning	-	-	-
VW T5/T6 with Top-rail Reimo	Awning	F45s 260 standard	F45s 260 standard	-	-
	Adapter	98655-590	98655-590	-	-
VW T5/T6 with Rail Brandrup	Awning	F45s 260 standard	F45s 260 standard	-	-
	Adapter	98655-627	98655-627	-	-

Right\* = awning to be installed on the right side of the vehicle, preset for Left Hand Drive vehicles  
Left\* = awning to be installed on the left side of the vehicle, preset for Right Hand Drive vehicles (UK)

## Models and dimensions

Description	Awning length A	Canopy length B	Extension C	Shade surface	Weight
F45s 260 VW	263 cm	247 cm	200 cm	4,94 m <sup>2</sup>	19,5 kg
F45s 300 VW	308 cm	292 cm	200 cm	5,84 m <sup>2</sup>	22,0 kg

The F45s Titanium 260 and 300 VW T5/T6 Multivan, Transporter and California are delivered as standard with installation kit, consisting of 2 brackets. No drilling of the vehicle required.

Left\* = Special version with winch on the left side, preset for Right Hand Drive vehicles (UK).

\*\* Installation Kit, delivered as standard, is in Deep Black finish like the awning

M: Multivan T: Transporter C: California LWB = long wheel base

Fabric colour: Royal Grey

Description	Case Colour	Item No.
F45s 260 VW T5/T6 California	Polar White	06280E01R
F45s 260 VW T5/T6 M / T	Titanium	06290D01R
F45s 260 VW T5/T6 C	Titanium	06290E01R
F45s 260 VW T5/T6 T Left*	Titanium	06291D01R
F45s 300 VW T5/T6 M / T LWB	Titanium	06290R01R
F45s 300 VW T5/T6 M / T LWB Left*	Titanium	06291R01R
F45s 260 VW T5/T6 M / T	Deep Black	06759D01R
F45s 260 VW T5/T6 M / T Left* / **	Deep Black	07129D02R
F45s 260 VW T5/T6 C	Deep Black	06759E01R
F45s 300 VW T5/T6 M / T LWB	Deep Black	06759R01R
F45s 300 VW T5/T6 M / T LWB Left* / **	Deep Black	07129R02R





## The classic compact wall-mounting awning for PSA camper vans

260cm F45s awning, complete with mounting brackets for PSA camper vans (see table below). Also compatible with vehicles with lift roofs. Perfect integration with the vehicle - no additional rails or work inside the vehicle required.

## Which model of PSA do you have?

The following table tells you exactly which brand, model, height, wheelbase and year van our PSA awnings are compatible with.

## Canopy and case finish



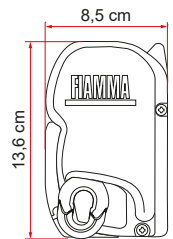
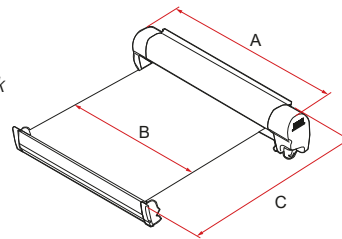
Royal Grey



Polar White



Deep Black



Brand	Year	Height H1 1890 mm	Wheel base L2 4956 mm		
Citroën	> 2016	H1	L2	Awning	F45s PSA
				Adapter	98655Z090 (standard with the awning F45s PSA)
	> 2016	H1	L2	Awning	F45s PSA
				Adapter	98655Z090 (standard with the awning F45s PSA)
Opel / Vauxhall	> 2016	H1	L2	Awning	F45s PSA
				Adapter	98655Z090 (standard with the awning F45s PSA)
	> 2019	H1	L2	Awning	F45s PSA
				Adapter	98655Z090 (standard with the awning F45s PSA)
Peugeot	> 2016	H1	L2	Awning	F45s PSA
				Adapter	98655Z090 (standard with the awning F45s PSA)
	> 2016	H1	L2	Awning	F45s PSA
				Adapter	98655Z090 (standard with the awning F45s PSA)
Toyota	> 2016	H1	L2	Awning	F45s PSA
				Adapter	98655Z090 (standard with the awning F45s PSA)
	> 2016	H1	L2	Awning	F45s PSA
				Adapter	98655Z090 (standard with the awning F45s PSA)

## Models and dimensions

Description	Awning length A	Canopy length B	Extension C	Shade surface	Weight
F45s 260	263 cm	247 cm	200 cm	4,9 m <sup>2</sup>	19,5 kg

Description	Case Colour	Item No.
F45s 260 PSA	Polar White	06280F01R
F45s 260 PSA	Deep Black	06759F01R

Fabric colour: Royal Grey





### The new concept awning

The new refined design and the high quality components make this awning structurally sturdy and reliable, while remaining light and practical, ensuring comfort and elegance. The reliability of this innovative awning with its unique features make it a guaranteed and winning choice.



### Choosing guide

- Winch opening and closing. Operation by handle.
- Wall installation with standard brackets included
- Designed for motorhome, caravan and van conversion
- Lengths from 400 to 450
- Two canopy and case finishes available

### Canopy finishes



Royal Grey



Royal Blue

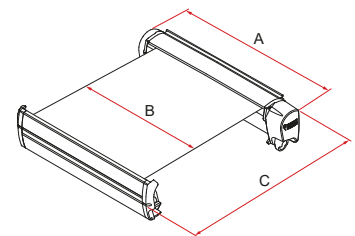
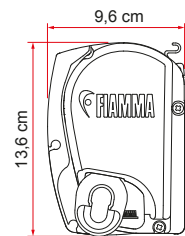
### Case finishes



Polar White



Titanium



### Optional enclosures and accessories



#### Enclosures (p.48 to 55):

- Privacy Room
- Privacy Room Light
- Privacy Ultra Light



#### Front and side panels (p.44 to 47):

- Blocker Pro
- Blocker
- Sun View XL
- Side W Pro
- Side W Pro Shade
- Sun View Side

#### Range of accessories (p.66 to 79):

- LED
- Tie Down S
- Kit Rain Guard
- Kit Awning Hangers
- Shade Sun View





**Installation Brackets:**

standard adapters (provided with the awning) and more than 90 personalized brackets enable the mounting on special profiles

**Extra-Strong Arms:**  
*details on p. 13*

**Perfect Closing:**  
the Dual Security device indicates the correct closure of the front bar by two small plastic flags inside the side end caps

**Triple Guide:**

three guides on the lead bar allow, for example, the installation of the front panel of the Privacy, of an additional frontal panel and other accessories

**Presto Fix:**

adjusting system to realign the perfect closing of the front bar

**Roller support and canopy:**

the canopy is unlikely to ever be rolled badly or have wrinkles because it rolls out in an overhand motion and is entirely supported in the one piece roller tube support

**One Way Roll:**  
*details on p.12*

**Case:**

the case box made from a single piece, in combination with the full height lead bar, ensures considerable mechanical strengthening of the awning, this ensures maximum reliability and sturdiness

Reinforced leg knuckle

**Dual Shock-Absorber:**  
*details on p.13*

**LED:**

different LED lighting versions available: for arms, rafter, lead bar and case

**Secure Lock:**

the legs can be fixed to the ground or to the wall and the height of the lead bar can be adjusted with a telescopic safe and practical system

## Unique Features

**Case box in one piece and canopy always wrinkle-free**

The one piece case box increases sturdiness, and the one piece roller tube support along with the unrolling in an overhand motion, make sure the canopy is always wrinkle-free.

## Models and dimensions

Description	Awning length A	Canopy length B	Extension C	Shade surface	Weight
F70 400	398 cm	381 cm	250 cm	9,5 m <sup>2</sup>	30,5 kg
F70 450	448 cm	431 cm	250 cm	10,9 m <sup>2</sup>	33,5 kg

Description	Fabric colours	Item No.
F70 400 Polar White	R-Q	07250C01(X)
F70 450 Polar White	R-Q	07250D01(X)
F70 400 Titanium	R-Q	07252C01(X)
F70 450 Titanium	R-Q	07252D01(X)

The awning F70 is equipped with a standard installation kit and 1 tension Rafter made of anodized aluminium  
Specify the fabric colour you want when ordering by replacing (X) with: R=Royal Grey and Q=Royal Blue





### A large shaded area for the whole family


This is the larger sized awning with extra large roller tube, perfect for larger motorhomes. With its renewed and modern design, the new technical improvements make this awning more advanced and more functional: the best choice for your holidays!



### Choosing guide


- Winch opening and closing. Operation by handle.
- Electric motor optional
- Wall installation with standard brackets included
- Perfect for larger motorhomes and van conversions
- Lengths from 450 to 550, different canopy and case finishes available

### Canopy finishes

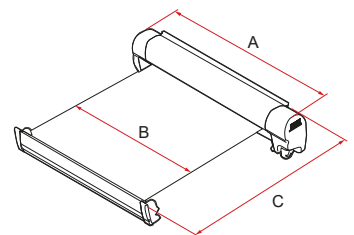
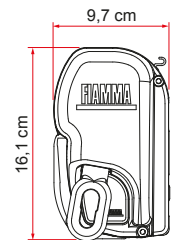


Royal Grey Royal Blue Sahara Evergreen Bordeaux

### Case finishes



Polar White Titanium



### Optional enclosures and accessories



#### Enclosures:

- Privacy Room (p.48 to 51)
- Privacy Ultra Light (p.54 to 55)



#### Front and side panels (p.44 to 47):

- Blocker Pro
- Blocker
- Sun View XL
- Side W Pro
- Side W Pro Shade
- Sun View Side

#### Range of accessories (p.66 to 79):

- Motor Kit
- LED
- Rafter
- Tie Down S
- Kit Rain Guard F65
- Kit Awning Hangers
- Shade Sun View





**Installation Brackets:**

standard adapters (provided with the awning) and more than 90 personalized brackets enable the mounting on special profiles

**Extra-Strong Arms:**

highly resistant reinforced articulated arms with strong 3.5mm wire cables

**Perfect Closing:**

the Dual Security device indicates the correct closure of the front bar by two small plastic flags inside the side end caps

**Double Guide:**

double guide on the lead bar allowing the installation of two front panels or other accessories

**Presto Fix:**

adjusting system to realign the perfect closing of the front bar

**Dual Shock-Absorber:**

it protects both the vehicle and the awning. The arms are fixed with certified double bolt system which grants more stability and ease of regulation

**Roller support:**  
canopy always tight

**One Way Roll:**

it's an ingenious patented mechanism that prevents the canvas from ever retracting the wrong side of the roller tube

Reinforced leg knuckle

**LED:**

different LED lighting versions available: for arms, rafter, lead bar and case

**Accessories:**

a wide range of accessories available, including the possibility to motorize the awning

**Secure Lock:**

the legs can be fixed to the ground or to the wall and the height of the lead bar can be adjusted with a telescopic safe and practical system

## Models and dimensions

Description	Awning length A	Canopy length B	Extension C	Shade surface	Weight
F45L 450	452 cm	435 cm	250 cm	10,9 m <sup>2</sup>	39,0 kg
F45L 500	502 cm	485 cm	250 cm	12 m <sup>2</sup>	42,5 kg
F45L 550	552 cm	535 cm	250 cm	13,3 m <sup>2</sup>	46,5 kg

1 Tension Rafter included, made of anodized aluminium.  
Specify the fabric colour you want when ordering by replacing (X) with: R=Royal Grey, Q=Royal Blue, S=Sahara, E=Evergreen, D=Bordeaux

Description	Fabric colours	Item No.
F45L 450 Polar White	R-Q-S-E-D	06530-01(X)
F45L 500 Polar White	R-Q-S-E-D	06530A01(X)
F45L 550 Polar White	R-Q-S-E-D	06530B01(X)
F45L 450 Titanium	R-Q	06532-01(X)
F45L 500 Titanium	R-Q	06532A01(X)
F45L 550 Titanium	R-Q	06532B01(X)





### Automatic extra-strong legless awning designed for wall installation

In order to grant maximum comfort the 12V electric awning can easily be opened by using the rocker switch inserted in the wall of the vehicle.

The self-supporting arms are reinforced thanks to the sturdy duralumin Double Block that doesn't require the use of support legs.

A wide range of accessories available, including LED lightings for arms, lead bar and case (see p.146 to 148).

### Choosing guide

- 12V motorized legless awning (winch automated) equipped with wind sensor
- Wall installation with full length bracket included
- Designed for motorhome
- Lengths from 350 to 450
- Canopy Royal Grey and case Polar White


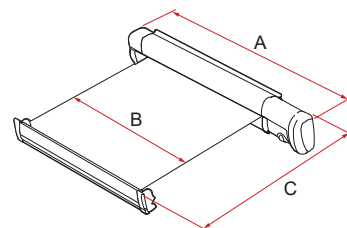
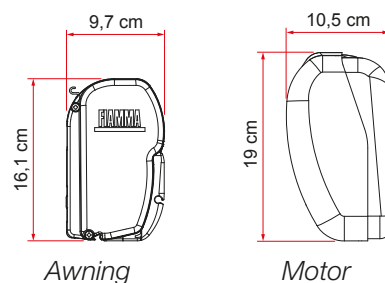
### Canopy and case finish



Royal Grey



Polar White



**Wind-Detection System:** automatically activates the 12V motor and closes the awning in case of strong wind



**Sturdy knuckle adjustable inclination** from 5° to 17°, enabling the correct flow of the water (the angle of inclination of the arms is prefixed at 10 degrees)



**12V motor kit with emergency manual closing**



**Wall Control System for Motor Kit**



**Delivered as standard with full length bracket, screws with spacers and internal counterbrackets for a safe and solid installation on the vehicle**

## Models and dimensions

E24 10R-050751



Description	Awning length A	Canopy length B	Extension C	Shade surface	Weight
F45eagle 350	366 cm	335 cm	250 cm	8,3 m <sup>2</sup>	33,5 kg
F45eagle 400	416 cm	385 cm	250 cm	9,6 m <sup>2</sup>	36,5 kg
F45eagle 450	466 cm	435 cm	250 cm	11 m <sup>2</sup>	39,5 kg

Description	Fabric colour	Item No.
F45eagle 350 Polar White	Royal Grey	06472-01R
F45eagle 400 Polar White	Royal Grey	06472A01R
F45eagle 450 Polar White	Royal Grey	06472B01R

Important: verify with your trusted dealer if your motorhome or motorcaravan is suitable for the installation of the F45eagle with sturdy full length aluminium bracket. The vehicle must be robust enough to support the weight and the tension of the open awning. Fiamma refuses all responsibility for damages to the walls or for water ingress due to incorrect installation or due to installations on weak walls



### The awning for Pop Out Walls

The perfect solution for anyone who has a vehicle with rear and side pop out walls. The fabric of the awning automatically rolls up and extends to one meter. Protects the pop out wall of your vehicle from the sun and damaging effects over time.



### Choosing guide

- Awning for pop out walls
- Wall installation with standard brackets included
- Designed for motorhome
- Lengths from 170 to 280
- Canopy Royal Grey and two case finishes

### Canopy finish



Royal Grey

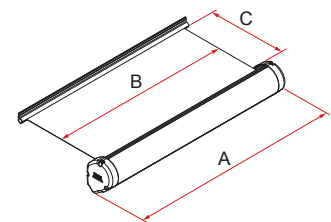
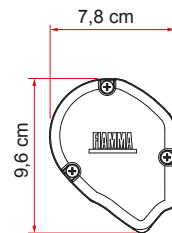
### Case finishes



Polar White



Deep Black



## Models and dimensions

Description	Awning length A	Canopy length B	Extension C	Shade surface	Weight
SlideOut 170	168 cm	162 cm	100 cm	1,6 m <sup>2</sup>	6,3 kg
SlideOut 200	198 cm	192 cm	100 cm	1,9 m <sup>2</sup>	7,3 kg
SlideOut 280	278 cm	272 cm	100 cm	2,7 m <sup>2</sup>	10,0 kg

Description	Fabric colour	Item No.
SlideOut 170 Polar White	Royal Grey	06902-01R
SlideOut 200 Polar White	Royal Grey	06902B01R
SlideOut 280 Polar White	Royal Grey	06902D01R
SlideOut 170 Deep Black	Royal Grey	07158-01R
SlideOut 200 Deep Black	Royal Grey	07158B01R
SlideOut 280 Deep Black	Royal Grey	06902D01R

The awning is delivered as standard with installation brackets, not equipped with legs and arms, exclusively designed for slide out walls.





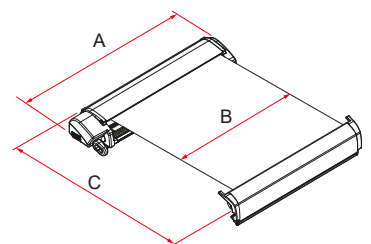
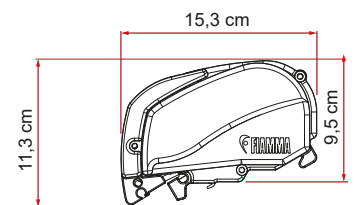
## Modern and compact

F80s, the roof installation awning for motorhome, caravan and van conversions

An awning with an extremely small cross-section to integrate it even better in the contour of the vehicle.

The technical solutions which have been implemented mean a more compact awning protrusion [1].

The introduced innovations, like dual prearrangement as standard equipment for LED lighting on the lead bar [2] and on the case [3], in addition to three guides on the lead bar [4], make F80s the go-to solution for all roof-mounted installations.




### Choosing guide

- Winch opening and closing. Operation by handle. Electric motor optional
- Roof installation
- Installation brackets optionally available, p.87 to 91
- Suitable for motorhome, caravan and van conversion
- Lengths from 290 to 450
- Different canopy and case finishes available

### Canopy finishes



Royal Grey



Royal Blue

### Case finishes



Polar White



Titanium



Deep Black

### Advantages

- Aerodynamic
- Compact, reliable and robust
- Dual LED predisposition (lead bar + case)
- Equipped with triple guide on the lead bar
- Aluminium end caps for maximum strength
- Motor Kit Compact/Plus, front and side panels, Privacy Room and many other accessories available optionally



**1** Compact section



**2** LED for lead bar



**3** LED for case



**4** Triple guide



**[2 and 3] Dual LED Predefined position in lead bar + case:**  
 housings for the addition of the optional LED Strip Awning full-length lighting kit (5m adhesive strip) are made inside the case and the lead bar

**[1] Compact section:**  
 case and lead bar are more compact but as strong as ever. The awning has improved aerodynamic performance as a result of having a 20% slimmer cross-section than F65s model

**Aluminium end caps:**  
 new design for the aluminium end caps for maximum strength

**Extra-Strong Arms:**  
 wider, reinforced and articulated arms with double steel cable for optimal canopy tensioning

**[4] Triple Guide:**  
 three guides on the lead bar (highlighted in red in the detail) for fitting two front panels and other accessories

**Secure Lock:**  
 the legs can be fixed to the ground or to the wall and the height of the lead bar can be adjusted with a telescopic safe and practical system

## F80s on Fiat Ducato

Thanks to the brackets designed for installation on specific points, it is the ideal awning for Fiat Ducato, Citroën Jumper and Peugeot Boxer Van conversions

Ducato - Jumper - Boxer	Vehicle height	Vehicle length	Awning *	Adapter
Before 2006	H2 (2524 mm)	L2 (5099 mm)	F80s 290	98655-373 or 98655-693
Before 2006	H2 (2524 mm)	L3 (5599 mm)	F80s 340	98655-373 or 98655-693
After 2006	H2 (2524 mm)	L2 (5416 mm)	F80s 320	98655-745
After 2006	H2 (2524 mm)	L3 (5998 mm)	F80s 370	98655-745
After 2006	H2 (2524 mm)	L4 (6363 mm)	F80s 400	98655-904
After 2006	H3 (2764 mm)	L2 (5416 mm)	F80s 320	98655-656
After 2006	H3 (2764 mm)	L3 (5998 mm)	F80s 370	98655-656
After 2006	H3 (2764 mm)	L4 (6363 mm)	F80s 400	98655-656

\* Observe the recommended lengths as they are linked to the points provided by the manufacturer

## Models and dimensions

Description	Awning length A	Canopy length B	Extension C	Shade surface	Weight
F80s 290	290 cm	278 cm	200 cm	5,6 m <sup>2</sup>	27,0 kg
F80s 320	320 cm	308 cm	250 cm	7,7 m <sup>2</sup>	29,0 kg
F80s 340	340 cm	328 cm	250 cm	8,2 m <sup>2</sup>	30,0 kg
F80s 370	370 cm	358 cm	250 cm	9,0 m <sup>2</sup>	32,0 kg
F80s 400*	400 cm	388 cm	250 cm	9,7 m <sup>2</sup>	34,0 kg
F80s 425*	425 cm	412 cm	250 cm	10,3 m <sup>2</sup>	35,0 kg
F80s 450*	450 cm	431 cm	250 cm	10,8 m <sup>2</sup>	36,5 kg

\* 1 Tension Rafter made of anodized aluminium included.  
 Specify the fabric colour you want when ordering by replacing (X) with: R=Royal Grey, Q=Royal Blue.

Description	Fabric colours	Item No.
F80s 290 Polar White	R-Q	07830A01(X)
F80s 320 Polar White	R-Q	07830B01(X)
F80s 340 Polar White	R-Q	07830C01(X)
F80s 370 Polar White	R-Q	07830D01(X)
F80s 400 Polar White	R-Q	07830E01(X)
F80s 425 Polar White	R-Q	07830F01(X)
F80s 450 Polar White	R-Q	07830G01(X)
F80s 290 Titanium	R-Q	07832A01(X)
F80s 320 Titanium	R-Q	07832B01(X)
F80s 340 Titanium	R-Q	07832C01(X)
F80s 370 Titanium	R-Q	07832D01(X)
F80s 400 Titanium	R-Q	07832E01(X)
F80s 425 Titanium	R-Q	07832F01(X)
F80s 450 Titanium	R-Q	07832G01(X)
F80s 290 Deep Black	R	07831A01R
F80s 320 Deep Black	R	07831B01R
F80s 340 Deep Black	R	07831C01R
F80s 370 Deep Black	R	07831D01R
F80s 400 Deep Black	R	07831E01R
F80s 425 Deep Black	R	07831F01R
F80s 450 Deep Black	R	07831G01R





More compact,  
elegant and sturdy

### F65L. Ideal for larger vehicles

The roof awning F65L is compact, sturdy and elegant, especially suitable for long vehicles.

The reinforced cover box [4], available together with the end caps [3] as spare parts for the previous model, makes the F65L modern and stylish, easy to be integrated with the shape of the latest vehicles.

The lead bar is predisposed to accommodate LED lights [2] for quick and easy installation.



### Choosing guide

- Winch opening and closing. Operation by handle. Electric motor optional
- Roof installation
- Installation brackets optionally available, p.87 to 91
- Suitable for motorhome, caravan and van conversion
- Lengths from 400 to 490
- Different canopy and case finishes available

### Canopy finishes



Royal Grey



Royal Blue

### Case finishes



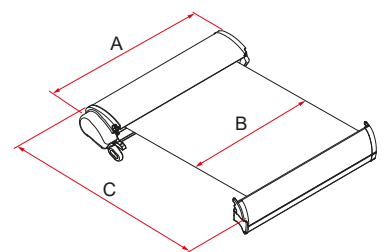
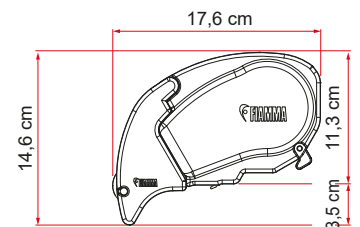
Polar White



Titanium



Deep Black



### Optional enclosures and accessories



#### Enclosures:

- Privacy Room (p.48 to 51)
- Privacy Ultra Light (p.54 to 55)



#### Front and side panels (p.44 to 47):

- Blocker Pro
- Blocker
- Sun View XL
- Side W Pro
- Side W Pro Shade
- Sun View Side

#### Range of accessories (p.66 to 79):

- Motor Kit
- LED
- Rafter
- Tie Down S
- Kit Rain Guard F65
- Kit Awning Hangers
- Shade Sun View





**[4] Reinforced cover box:**

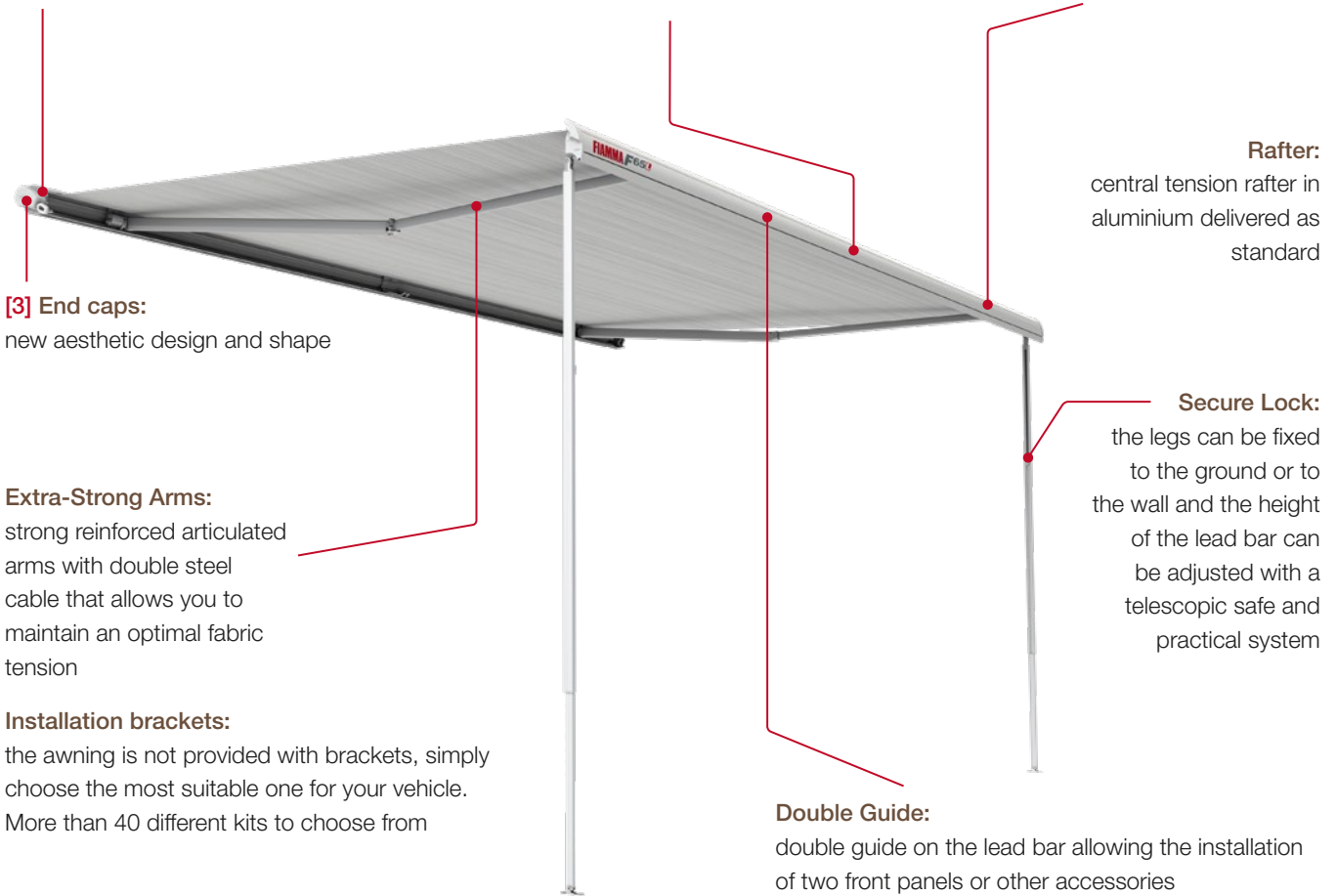
the double-wall reinforcement profile guarantees high resistance to the lateral torsion to which the awning is subjected

**[2] LED:**

front-mounted guide for the optional full-length LED lighting kit (see page 158), as well as the possibility to add LED also on the arms and on the Rafter

**[1] Compact lead bar and functional design:**

the modern design is in tune with automotive trends while also enhancing resistance



**[3] End caps:**

new aesthetic design and shape

**Extra-Strong Arms:**

strong reinforced articulated arms with double steel cable that allows you to maintain an optimal fabric tension

**Installation brackets:**

the awning is not provided with brackets, simply choose the most suitable one for your vehicle. More than 40 different kits to choose from

**Rafter:**

central tension rafter in aluminium delivered as standard

**Secure Lock:**

the legs can be fixed to the ground or to the wall and the height of the lead bar can be adjusted with a telescopic safe and practical system

**Double Guide:**

double guide on the lead bar allowing the installation of two front panels or other accessories



**1** Compact section



**2** LED for lead bar



**3** End caps design



**4** Reinforced cover box

## Models and dimensions

Description	Awning length A	Canopy length B	Extension C	Shade surface	Weight
F65L 400	400 cm	380 cm	250 cm	9,5 m <sup>2</sup>	36,0 kg
F65L 450	450 cm	430 cm	250 cm	10,8 m <sup>2</sup>	41,0 kg
F65L 490	490 cm	470 cm	250 cm	11,8 m <sup>2</sup>	44,5 kg

1 Rafter included.  
Specify the fabric colour you want when ordering by replacing (X) with: R=Royal Grey, Q=Royal Blue

Description	Fabric colours	Item No.
F65L 400 Polar White	R-Q	07715C01(X)
F65L 450 Polar White	R-Q	07715D01(X)
F65L 490 Polar White	R-Q	07715E01(X)
F65L 400 Titanium	R-Q	07716C01(X)
F65L 450 Titanium	R-Q	07716D01(X)
F65L 490 Titanium	R-Q	07716E01(X)
F65L 400 Deep Black	R-Q	07717C01(X)
F65L 450 Deep Black	R-Q	07717D01(X)
F65L 490 Deep Black	R-Q	07717E01(X)





**Automatic extra-strong legless awning, designed for roof installation**

In order to grant maximum comfort and complete safety the new 12V electric awning can easily be opened by using the rocker switch inserted into the wall of the vehicle. The self-supporting arms are reinforced thanks to the sturdy duralumin Double Block that doesn't require the use of support legs.



### Choosing guide

- 12V motorized legless awning (winch automated) equipped with wind sensor
- Roof installation
- Adapters are optional, Ducato version is delivered as standard with dedicated adapter
- Perfect for motorhome and van conversion
- Lengths from 319 to 400
- Canopy Royal Grey and different case finishes

### Canopy finish



Royal Grey


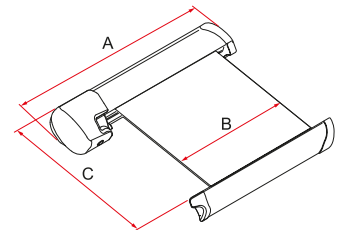
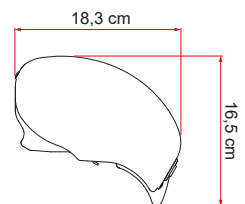
### Case finishes



Polar White



Titanium



*Wind Detection System: wind sensor that automatically activates the motor and closes the awning in case of strong wind,*



*12V motor kit with emergency manual closing*



*Sturdy knuckle adjustable inclination from 5° to 17°*



*Wall Control System for Motor Kit*

## F65eagle Ducato

**Special version of the awning F65eagle designed for installation on the roof of Fiat Ducato, Citroën Jumper and Peugeot Boxer van conversions**

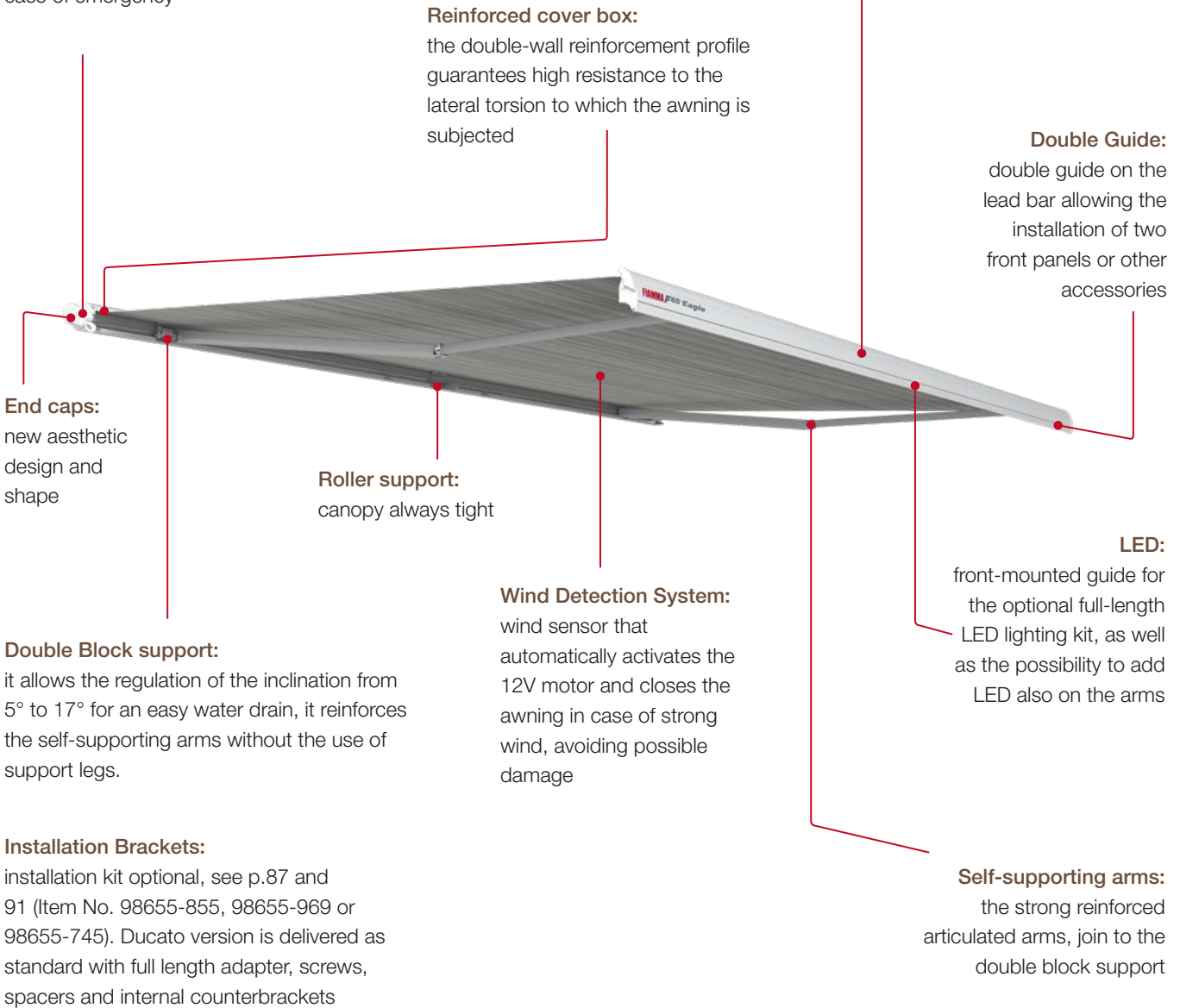
F65eagle Ducato model is available for installation exclusively on Fiat Ducato, Citroën Jumper and Peugeot Boxer vehicles H2 after 2006, L2, L3 and L4 lengths. The awning comes complete with dedicated adapter for installation on the vehicle.



### Motor Kit:

12V electrical standard motorization allows electric opening and closing, manual operation is always possible in case of emergency

**Compact lead bar and functional design:**  
the modern design is in tune with automotive trends while also enhancing resistance



## Models and dimensions

E24 10R-050751



Description	Awning length A	Canopy length B	Extension C	Shade surface	Weight
F65eagle 400	420 cm	380 cm	250 cm	9,5 m <sup>2</sup>	37,5 kg
F65eagle 319	320 cm	285 cm	250 cm	7,2 m <sup>2</sup>	30,0 kg
F65eagle 369	370 cm	335 cm	250 cm	8,3 m <sup>2</sup>	34,0 kg
F65eagle 399	405 cm	369 cm	250 cm	9,2 m <sup>2</sup>	37,0 kg

Description	Fabric colour	Item No.
F65eagle 400 Polar White	Royal Grey	07755C01R
F65eagle 400 Titanium	Royal Grey	07756C01R
F65eagle Ducato 319 Polar White	Royal Grey	07755F01R
F65eagle Ducato 369 Polar White	Royal Grey	07755G01R
F65eagle Ducato 399 Polar White	Royal Grey	07755H01R

Important: verify with your trusted dealer if your motorhome or motorcaravan is suitable for the installation of the F65eagle. The vehicle must be robust enough to support the weight and the tension of the open awning. Fiamma refuses all responsibility for damages to the roofs or for water ingress due to incorrect installation or due to installations on weak roofs





## Compact design

The high performance removable roof-mounting awning for camper vans

F40van is a roof-mounting awning designed specifically for camper vans. Thanks to its reduced size and integrated brackets [1], it is the perfect complement to the vehicle. Designed with attention to detail, with automotive style finishings.

It unrolls in an overhand motion to guarantee fabric tension.

## Choosing guide

- Winch opening and closing. Operation by handle
- Roof installation with optional roof-integrated brackets (p.92), super-compact, reduced projection
- Specially designed for VW T5 and T6
- Automotive style finishing
- Fabric always perfect thanks to the overhand motion unrolling
- Length 270 cm
- Canopy Royal Grey and case Deep Black

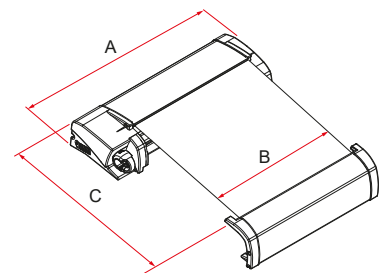
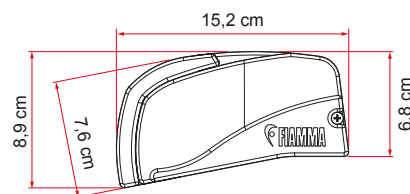
## Canopy and case finish



Royal Grey



Deep Black



## Optional enclosures and accessories



### Enclosure (p.56 to 57):

- Room Van
- Room Van Premium



### Front and side panels (p.44 to 47):

- Side W Pro
- Sun View XL



1 Roof-integrated brackets



**Fast mounting:**

the roof-integrated brackets are easy and quick to install and uninstall

**Reinforced arms with reduced section (Arms Reverse System):**

the arm with "reverse" corner opening of -5° enables maximum use of the height under the awning (when the awning is opened the lead bar is higher than the case box) thus not hindering the side door opening/closing when the awning is opened

**Compact and integrated:**

smaller case box version keeps dimensions to a minimum, so the awning remains compact and aerodynamic

Automotive style finishing

**Frontal guide:**

allows the installation of an extra front panel or other accessories

**Flat legs:**

thanks to the predefined positions, it grants a quick and controlled opening

**Room Van:**

the specific enclosure for this awning is, easy to install, no poles are required, it is connected to the awning lead bar and sides by integrated rails fixed to the arms



Which model of campervan do you have?

Brand	Model	Same Vehicles	Height H	Wheel base L	Year	Informatios	Adapter
Ford	Custom	Transit Custom / Tourneo Custom	H1	L2	> 2012		98655Z045
Ford	Custom	Transit Custom / Tourneo Custom	H1	L1	> 2012		98655Z044 98655Z046*
Nissan	NV 350	Nissan Impendulo / Isuzu Como / Mitsubishi Fuso Canter Van	H1	L2	> 2012		98655Z041
VW	Transporter	VW T6 Caravelle / VW T6 Multivan	H1	L1	> 2014	VW T6 WITHOUT "C" roof rail	98655Z030
VW	Transporter	VW T5 Caravelle / VW T5 Multivan	H1	L1	> 2003 < 2014	VW T5 WITHOUT "C" roof rail	98655Z038*
Mercedes	V Class				> 2014		98655Z078
Renault	Trafic			L2	> 2014		98655Z088
Renault	Trafic			L1	> 2014		98655Z087

\* suitable for right hand drive

Models and dimensions

Description	Awning length A	Canopy length B	Extension C	Shade surface	Weight
F40van	270 cm	257 cm	225 cm	5,8 m <sup>2</sup>	19 kg

Description	Fabric colour	Item No.
F40van	Royal Grey	07503H01R

Adapter kit optionally available, p.92





## Even more shade

### The manual awning for caravans

The CaravanStore is the best choice for caravans, quick and easy to install, fast to open and close, and always stable and safe when deployed. The awning extends by 250cm (from the 280cm version up) to offer a wide area of shade. It is available in ten lengths and two types of bag and fabric to satisfy even the most demanding taste.



## Choosing guide

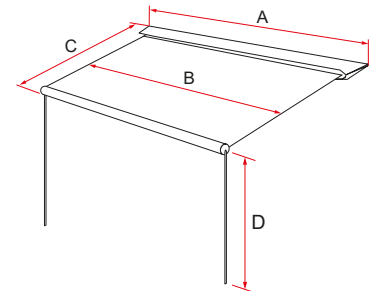
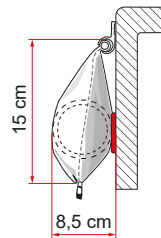
- Awning with manual opening and closing
- Installation: into the vehicle rail
- Suitable for caravan
- Two canopy and bag finishes
- Lengths from 190 to 550cm



Royal Grey



Royal Blue



1 Easy Regulation



2 Partial Opening



3 Double Guide



4 Valance

## Optional enclosures and accessories



### Enclosure (p.58 to 59):

- Privacy Room CS Light / XL



### Front and side panels (p.44 to 47):

- Blocker Pro
- Blocker
- Sun View XL
- Side W Pro
- Side W Pro Shade
- Sun View Side

### Range of accessories (p.68 to 74):

- Tie Down S CaravanStore
- Rafter CaravanStore
- Patio Mat
- Kit Awning Hangers
- Kit Repair Plus
- Shade Sun View 550





### Soft Bag:

the awning is housed in a bag with anti-scratch tape, equipped with a comfortable and handy self-lubricating zipper. Two colours available: grey and black (new)

### [1] Easy Regulation:

arms / rafters adjustment system with different canopy fabric extension position

### Integrated Legs:

all legs are stored as standard inside the roller, easy to take out and install because they are hinged and telescopic, they can not fall down or be lost

### Wall fixing kit:

rubber kit to ensure protection of the vehicles side wall

### Extension 250:

starting from the 280, extension increased to 250cm, ensuring, with equal length, more shade surface than the previous model

### [3] Double Guide:

equipped with a double guide on the lead bar allowing the installation of two front panels

### Roller tube:

strengthened to accommodate the new XL extension. The system allows the fabric to be rolled in two directions, allowing the maximum ease of operation

## Partial Opening

[2] From the 360 model upwards it is possible to partially open the awnings.

## Shade Sun View

[4] Valence Shade Sun View, 550cm long and available as an accessory (p.45).

## Models and dimensions

Description	Awning length A	Canopy length B	Extension C	Max height from ground D	Shade surface	Weight
CStore 190	193 cm	162 cm	180 cm	195 cm	2,9 m <sup>2</sup>	6,0 kg
CStore 225	235 cm	202 cm	225 cm	225 cm	4,5 m <sup>2</sup>	7,5 kg
CStore 255	264 cm	232 cm	225 cm	225 cm	5,2 m <sup>2</sup>	8,5 kg
CStore XL 280	286 cm	254 cm	250 cm	225 cm	6,4 m <sup>2</sup>	10,1 kg
CStore XL 310	316 cm	284 cm	250 cm	225 cm	7,1 m <sup>2</sup>	11,2 kg
CStore XL 360	366 cm	334 cm	250 cm	225 cm	8,4 m <sup>2</sup>	12,3 kg
CStore XL 410 *	415 cm	384 cm	250 cm	225 cm	9,6 m <sup>2</sup>	13,5 kg
CStore XL 440 **	448 cm	414 cm	250 cm	225 cm	10,4 m <sup>2</sup>	14,6 kg
CStore XL 500 ***	497 cm	465 cm	250 cm	225 cm	11,6 m <sup>2</sup>	15,8 kg
CStore XL 550 ***	547 cm	515 cm	250 cm	225 cm	12,9 m <sup>2</sup>	16,9 kg

Description	Fabric colours	Bag colour	Item No.
CaravanStore 190	R-Q	grey	06760-01(X)
CaravanStore 225	R-Q	grey	06760A01(X)
CaravanStore 255	R-Q	grey	06760B01(X)
CaravanStore XL 280	R-Q	grey	07740C01(X)
CaravanStore XL 310	R-Q	grey	07740D01(X)
CaravanStore XL 360	R-Q	grey	07740E01(X)
CaravanStore XL 410	R-Q	grey	07740F01(X)
CaravanStore XL 440	R-Q	grey	07740G01(X)
CaravanStore XL 500	R-Q	grey	07740H01(X)
CaravanStore XL 550	R-Q	grey	07740L01(X)
CStore XL 310 Black	R	black	07760D01R
CStore XL 360 Black	R	black	07760E01R
CStore XL 410 Black	R	black	07760F01R

\* 1 tension Rafter CaravanStore included \*\* 1 tension Rafter CaravanStore and 1 CaravanStore Support Leg included \*\*\* 2 CaravanStore Support Leg included  
Specify the fabric colour you want when ordering by replacing (X) with: R=Royal Grey, Q=Royal Blue





**Compact and sturdy in a lightweight aluminium case with manual mechanism**

Fiamma F35pro is the practical awning with manual mechanism and telescopic legs integrated into the roller tube.

It can be installed on any kind of minivan thanks to a variety of brackets that can be fixed on the wall or on roof bars and rails.



## Choosing guide

- Awning with manual opening and closing
- Optional brackets allow the installation to the wall, to the roof bars (roof installation) or, the awning can also be slid into the vehicle rail
- Suitable for caravan, campervan and 4x4
- Two canopy and case finishes
- Lengths from 180 to 300

## Canopy finishes



Royal Grey



Royal Blue

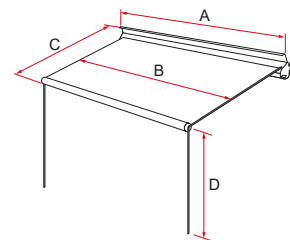
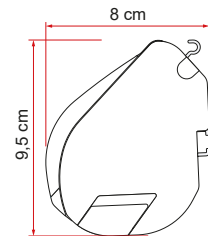
## Case finishes



Titanium



Deep Black



## Optional enclosures and accessories



### Enclosure (p.58 to 59):

- Privacy Room CS Light / XL



### Front and side panels (p.44 to 47):

- Blocker Pro
- Blocker
- Sun View XL
- Side W Pro
- Side W Pro Shade
- Sun View Side

### Range of accessories (p.68 to74):

- Tie Down S CaravanStore
- Rafter CaravanStore
- Patio Mat
- Kit Awning Hangers
- Kit Repair Plus
- Shade Sun View 550





**Hard Box:**


super lightweight anodized aluminium case, Titanium or Deep Black finish

**Double Guide:**

double guide on the lead bar/ roller tube allowing the use of more accessories at the same time

**Legs In:**

the legs are stored inside the roller tube and are easy to take out and install as they are hinged and telescopic, so they cannot fall down or be lost



**Roller Tube:**

it enables the fabric to be rolled in two directions ensuring a maximum ease of operation

**Easy Installation:**

this awning can be installed with brackets (p.93 to 95) that are fixed on the walls or on roof rails.

The installation and the removal from the roof-rack is very quick thanks to the optional mounting kit which doesn't require drilling.

The awning can also be slid into the caravan's rail without additional brackets, locking it with a safety screw

Fast opening



Models and dimensions

Description	Awning length A	Canopy length B	Extension C	Max height from ground D	Shade surface	Weight
F35pro 180	183 cm	162 cm	180 cm	195 cm	2,9 m <sup>2</sup>	8,5 kg
F35pro 220	223 cm	202 cm	225 cm	225 cm	4,5 m <sup>2</sup>	10,5 kg
F35pro 250	253 cm	232 cm	225 cm	225 cm	5,2 m <sup>2</sup>	11,5 kg
F35pro 270	273 cm	254 cm	225 cm	225 cm	5,7 m <sup>2</sup>	13,0 kg
F35pro 300	303 cm	288 cm	225 cm	235 cm	6,4 m <sup>2</sup>	14,0 kg

Description	Fabric colours	Item No.
F35pro 180 Titanium	R-Q	06762-01(X)
F35pro 220 Titanium	R-Q	06762A01(X)
F35pro 250 Titanium	R-Q	06762B01(X)
F35pro 270 Titanium	R-Q	06762C01(X)
F35pro 300 Titanium	R-Q	06762D01(X)
F35pro 250 Deep Black	R	06458B01R
F35pro 270 Deep Black	R	06458C01R

Specify the fabric colour you want when ordering by replacing (X) with: R=Royal Grey, Q=Royal Blue





### The light and multifunctional compass awning!

A simple solution for Camper Vans and SUVs that allows you to protect yourself from the sun. The awning is disposed at 270° around the vehicle and is characterized by extreme ease of assembly and disassembly. It is therefore suitable for any occasion, from touring to a trip outdoors, from a simple picnic to a few hours of relaxing.



### Choosing guide

- Awning with manual opening and closing
- Wall installation
- Installation brackets optionally available, p.95
- Suitable for campervan and 4x4
- Lengths 220 and 260
- Big shade surface
- Canopy Light Grey and bag Silver or Black

### Installation

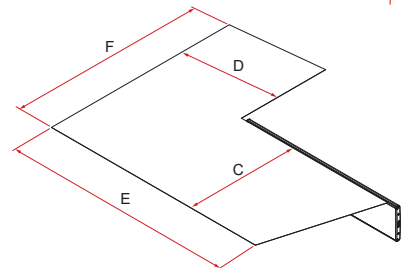
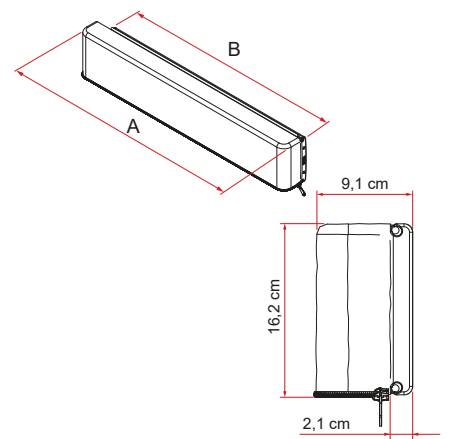
#### On 4 x 4s

Installation can be done using Fiamma adapters Kit 98655-310 (Kit Auto) and 98655-770 (Kit Roof Rail) to be mounted on the roof cross bars of the vehicle (before starting installation verify the fixing height - min 200cm / max 220cm).


#### On Camper vans

- Installation can be done using Fiamma Adapter Kit 98655Z018 on VW T5 and T6 Multivan and Transporter models
- For installation on Renault Traffic, see specific brackets at page 95

### Models and dimensions



### Canopy & bag finishes

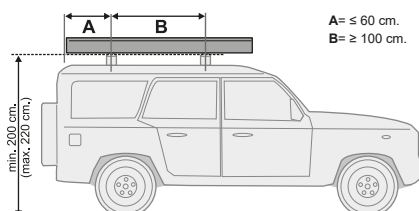


Light Grey

Black

Silver

**Attention:**  
when the awning is fully open, for safety reasons, it only allows partial opening of the rear door.



Description	Length A bag
Compass 220 Silver	220 cm
Compass 260 Silver	260 cm
Compass 220 Black	220 cm
Compass 260 Black	260 cm

Installation adapter optionally available.



### Compass opening

Circular manual opening at 270° ensures a shaded area on both the front part and rear.

**Vertical support:**  
canopy always tight

### Soft Bag:

External bag of high quality fabric (polyester for **Black** version and PVC for **Silver** one), super-resistant and anti-UV with zipper closure

### Resistant to torsion:

the sturdy support aluminium structure on the back side of the bag ensures maximum resistance to torsional stress and allows the specific installation brackets to be used

### Canopy:

The canopy is separable from the bag through a zipper, facilitating replacement if necessary. Light grey polyester canopy, maximum durability, waterproof, resistant to dirt and wrinkle-free

**Secure Lock:**  
*details on p.13*

### Legs integrated:

legs must not be dismantled to insert the awning into the bag. Short opening and closing times.

### A single person is able to open and close the awning autonomously

The awning is manually operated. The arms with integrated legs, lightness of the structure and fabric make the opening and closing of the awning simple and fast. It can be done even by one person.

## Easy and quick to use



Support length B	Lateral extension C	Rear extension D	Canopy length E	Canopy length F	Min height from ground	Shade surface	Weight	Item No.
214 cm	148 cm	145 cm	300 cm	336 cm	200 cm	7,2 m <sup>2</sup>	16,5 kg	07260A01J
254 cm	176 cm	173 cm	358 cm	370 cm	200 cm	9,9 m <sup>2</sup>	19,5 kg	07260B01J
214 cm	148 cm	145 cm	300 cm	336 cm	200 cm	7,2 m <sup>2</sup>	16,5 kg	07261A01J
254 cm	176 cm	173 cm	358 cm	370 cm	200 cm	9,9 m <sup>2</sup>	19,5 kg	07261B01J

Bag: Silver or Black - Canopy: Light Grey



# Enclosures

## Blocker & Side



- Front and side panels for winch and manual awnings
- They can be installed on all winch awnings (F45/F70/F65) and all manual awnings (CaravanStore and F35 Pro). When combining a Blocker Pro with 2 x Side W Pro, you can double your living space and privacy at an inexpensive price

## Privacy Room



- Enclosure composed of a front panel and two side panels to connect to the awning
- Designed for F45s, F70 and F45L awnings, F80s and F65L only is installed on Fiat Ducato, Citroen Jumper & Peugeot Boxer after 06/2006 or Caravan.
- UV resistant, waterproof and washable vinyl fabric
- Delivered as standard with Fast Clip aluminium poles that work with Sandwich closing system

## Privacy Room light



- Enclosure composed of front panel and two side panels to connect to the awning
- Ideal for F45s and F70 awnings
- Made from durable weather resistant grey polyester
- Delivered as standard with Fast Clip Light aluminium poles, equipped with lever hooks for quick and easy installation

## Privacy ultra light



- Complete Privacy composed of a roof, sides and front in one piece to connect to the awning
- Designed for F45s, F70, F45L, F80s and F65L awnings
- Made of Ripstop fabric. Light and resistant to scratches and tears
- Delivered as standard with installation kit and support cross rafters for Fiamma awnings



## Room van



- Complete enclosure composed of incorporated and self ventilated roof, blind side panels and transparent front panel equipped with roller blind
- Developed for the F40van awning
- Made of Ripstop fabric, light and resistant to scratches and lacerations
- No additional poles required

## Privacy Room cs light / XL



- Enclosure composed of a front panel and two side panels to connect to the awning
- Ideal for CaravanStore and also the F35 Pro (270 and 300) if installed on caravans (mounted height 230-260cm). Ideal for installation on F35 Pro 250 & 270 when installed on Campervans that are mounted between 180-220cm.
- Made from weather resistant grey polyester
- Delivered as standard with Fast Clip CS aluminium poles

## Fiamma ZIP



- Winch awning complete with enclosure (front and side panels)
- Based on F45 awning
- Canopy with ZIP system, ensuring quick installation
- Enclosure in White and Grey vinyl fabric
- Delivered as standard with aluminium Rapid Set poles with tension Rafter


## CaravanStore ZIP XL



- Manual awning complete with enclosure (front and side panels)
- Based on CaravanStore awning
- Canopy with ZIP system, ensuring quick installation
- Enclosure in White and Grey vinyl fabric
- Delivered as standard with Rapid Set CS poles, CaravanStore Support Leg and Rafter CaravanStore







# Enclosures



## From the awning to the tent

Fiamma enclosures are ideal for any kind of recreational vehicle, from motorhomes to van conversions, from caravans to campervans. Fiamma has a wide range of enclosures for all needs; awnings completed with enclosures (Fiamma ZIP and CaravanStore ZIP); Privacy Room enclosures that transform your Fiamma awning into a comfortable living area; front and side panels that you can buy separately to compose your space as you like.



Adaptability of Vehicles and Awning				
				Awning

Privacy Room	●	●	●	●	F45s (260/450cm) - F45L (450/550cm) F70 (400/450cm) F80s (320/450cm) - F65L (400/450cm) and other awning brands
Privacy Room Light	●	●	●	●	F45s (260/425cm) - F45L (400cm) F70 (400cm) and other awning brands
Privacy Ultra Light	●	●	●	●	F45s (260/450cm) - F45L (400/450cm) F70 (400/450cm) F80s (320/450cm) - F65L (400/450cm)
Room Van / Room Van Premium				●	Fiamma F40van
Privacy Room CS Light / XL		●		●	CaravanStore (280/440 cm) F35 Pro (250/300 cm)
Fiamma ZIP	●	●	●		Complete solution of winch awning + enclosure (300/450cm)
CaravanStore ZIP XL		●			Complete solution of manual awning + enclosure (280/550cm)





### Features

Installation time	Fabric	Installation height	Structure	Front window	Side windows	Bag	Curtains	Wind protection
15 min.	Vinyl	180-280 cm	Fast Clip + Poles Light	Crystal with transparent opening and mosquito net	Crystal with transparent opening and mosquito net	Mega Bag included	<b>Curtains for all windows delivered as standard</b>	Optional available
15 min.	Polyester	180-280 cm	Fast Clip Light	Crystal with transparent opening and mosquito net	with roller blind and mosquito net	Mega Bag Light included	<b>Curtains delivered as standard</b>	Optional available
5 min.	Ripstop Polyester	180-280 cm	Rafter (standard)	Fixed, removable front panel	with roller blind and mosquito net	Mega Bag Light included	<b>Curtains delivered as standard</b>	Optional available
5 min.	Ripstop Polyester	180-210 cm	-	Crystal with transparent opening and roller blind	with roller blind and mosquito net *	Bag Room Van included	-	-
15 min.	Polyester	180-260 cm	Fast Clip CS	Crystal with transparent opening and mosquito net	with roller blind and mosquito net	Mega Bag Light included	<b>Curtains delivered as standard</b>	Optional available
10 min.	Vinyl	225-280 cm	Rapid Set + Poles Light	Crystal with transparent opening and mosquito net	Crystal with transparent opening and mosquito net	Mega Bag included	<b>Curtains for all windows delivered as standard</b>	Standard included
10 min.	Vinyl	240-260 cm	Rapid Set CS ZIP + Poles Light	Crystal with transparent opening and mosquito net	Crystal with transparent opening and mosquito net	Mega Bag included	<b>Curtains for all windows delivered as standard</b>	Optional available

\* only for Room Van Premium (Item No. 08210-01-)



# Blocker front panels

renewed + extended range



## A complete, versatile range of front walls

To complete our restyling of our Blocker front walls, we are introducing the new Sun View XL, a front wall in translucent light filtering fabric, which partially blocks out light, and the new 100cm size for the Blocker Pro [1] and Sun View XL [3]. These handy panels partition off access to the awning's restful shade in a simple and very practical way. They are in great demand for their versatility and are suitable for all Fiamma awnings, and can also be used on other brands of awnings that have a guide rail in the front lead bar.

[A] New, practical and safe leg fixing system. [B] The internal part of the front panel is now equipped as standard with a profile that allows the insertion of the curtains (optional).

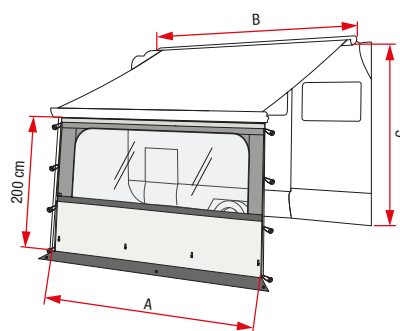


## BLOCKER PRO

[1] Front panel is equipped with one large full light Crystal window and vinyl extension to the floor. Gives you more privacy and protection against the wind. Made of anti-rot vinyl, washable fabric with UV protection.

Delivered as standard with:

- elastic hooks and pegs

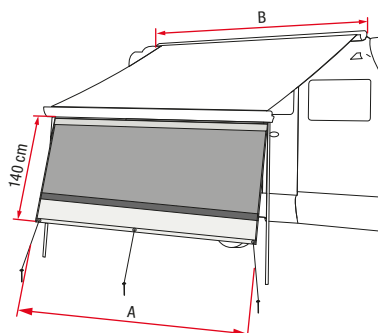


## BLOCKER

[2] Convenient front panel that protects you from sun light and rain and gives you more privacy.

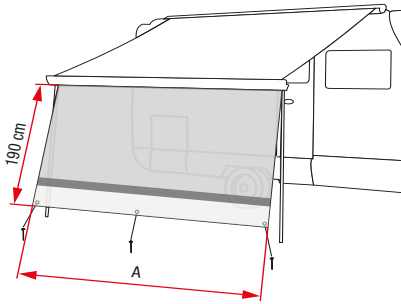
Delivered as standard with:

- ropes and pegs





### SUN VIEW XL

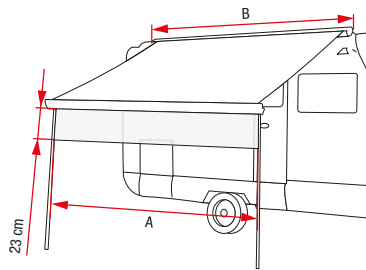


**[3]** Convenient front panel made with translucent light filtering material. Can be rolled up thanks to useful fixing clips. Delivered as standard with:

- ropes and pegs



### SHADE SUN VIEW



**[4]** Shade valance made with translucent light filtering material to protect from sun and rain extending the shade surface. Suitable for all awning models and other awning brands with guide in the lead bar. 550cm. long easily adjustable to the length of the awning.



Description	F45s F45L	F70	F80s F65s F65L	F40 van	Caravan- Store / XL	F35 pro	Length A	Awning length B	Weight	Item No.
<b>[1]</b> Blocker Pro 100 *	●	●	●		●	●	100 cm		0,8 kg	07971-12-
<b>[1]</b> Blocker Pro 250	●				●	●	235 cm	250÷260 cm	2,7 kg	07971-01-
<b>[1]</b> Blocker Pro 260 Van*	●			●		●	250 cm	260÷270 cm	2,7 kg	07971A01-
<b>[1]</b> Blocker Pro 280			●		●	●	255 cm	270÷290 cm	3,0 kg	07971-02-
<b>[1]</b> Blocker Pro 300	●		●		●	●	285 cm	300÷320 cm	3,2 kg	07971-03-
<b>[1]</b> Blocker Pro 350	●		●		●		335 cm	340÷360 cm	3,8 kg	07971-04-
<b>[1]</b> Blocker Pro 375	●						360 cm	370÷375 cm	4,1 kg	07971-05-
<b>[1]</b> Blocker Pro 400	●	●	●		●		385 cm	400÷410 cm	4,5 kg	07971-06-
<b>[1]</b> Blocker Pro 425	●		●				410 cm	425 cm	4,7 kg	07971-07-
<b>[1]</b> Blocker Pro 440					●		415 cm	440 cm	4,9 kg	07971-08-
<b>[1]</b> Blocker Pro 450	●	●	●				435 cm	450 cm	5,0 kg	07971-09-
<b>[1]</b> Blocker Pro 500	●				●		463 cm	500 cm	5,5 kg	07971-10-
<b>[1]</b> Blocker Pro 550	●				●		513 cm	550 cm	6,0 kg	07971-11-
<b>[2]</b> Blocker 260 *	●			●	●	●	253 cm	250÷270 cm	2,3 kg	07972-04-
<b>[2]</b> Blocker 300	●		●		●	●	285 cm	300÷320 cm	2,6 kg	07972-01-
<b>[2]</b> Blocker 350	●		●		●		335 cm	340÷370 cm	2,9 kg	07972-02-
<b>[2]</b> Blocker 400	●	●	●		●		385 cm	400÷410 cm	3,3 kg	07972-03-
<b>[2]</b> Blocker 450 *	●	●	●				438 cm	450 cm	4,0 kg	07972-05-
<b>[3]</b> Sun View XL 100 *	●	●	●	●	●	●	100 cm		0,5 kg	08184-01-
<b>[3]</b> Sun View XL 260 **	●				●	●	250 cm	250÷280 cm	1,9 kg	08184-02-
<b>[3]</b> Sun View XL 300 **	●		●		●	●	285 cm	300÷320 cm	2,1 kg	08184-03-
<b>[3]</b> Sun View XL 350 **	●		●		●		335 cm	340÷370 cm	2,3 kg	08184-04-
<b>[3]</b> Sun View XL 375 **	●						360 cm	370÷375 cm	2,4 kg	08184-05-
<b>[3]</b> Sun View XL 400 **	●	●	●		●		385 cm	400÷410 cm	2,5 kg	08184-06-
<b>[3]</b> Sun View XL 425 **	●		●				410 cm	425 cm	2,6 kg	08184-07-
<b>[3]</b> Sun View XL 450 **	●	●	●				435 cm	450 cm	2,7 kg	08184-08-
<b>[3]</b> Sun View XL 500 **	●				●		463 cm	500÷510 cm	2,9 kg	08184-09-
<b>[3]</b> Sun View XL 550 **	●				●		513 cm	550 cm	3,1 kg	08184-10-
<b>[4]</b> Shade Sun View	●	●	●	●	●	●	550 cm	190÷550 cm	0,5 kg	07758-01-

● Suitable for

\* New length

\*\* Renewed

\* Suitable for Omnistor 5102 awning too



# Side side panels

renewed + extended range



Practical, safe and quick leg fixing system [A].

## Outstanding compatibility

Side panels can be installed on either side of the awning and are suitable for all Fiamma awnings (F45, F70, F80, F65, CaravanStore and F35pro). It is also possible to use the Side panels on other brands of awning (when using the optional Kit Side).

A full range of side walls to offer complete privacy as well as acting as a wind barrier

To round out our side walls range, we are introducing for the new season a restyling of the Sun View Side side wall in translucent light filtering fabric. We are also introducing the Side W Pro in the F40van version, a versatile roof mounting awning designed specifically for minivans.



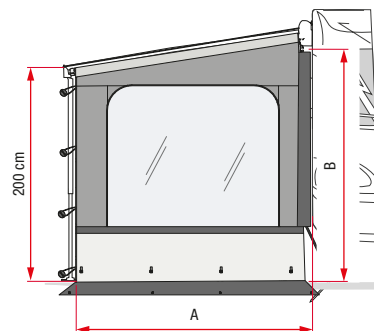
new for F40van

## SIDE W PRO

[5] Side panel with a large full light Crystal window and vinyl extension to the floor. Made of rot-proof vinyl, washable fabric with UV protection. Simple to install.

Delivered as standard with:

- aluminium tension rafter
- elastic hooks and pegs

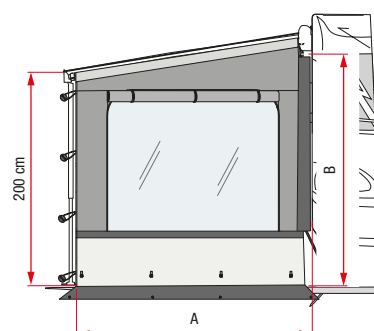


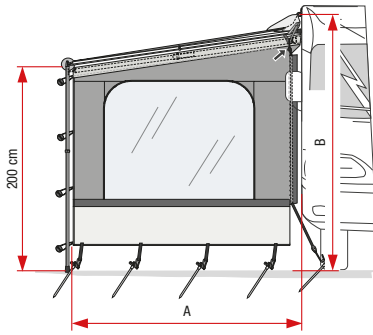
## SIDE W PRO SHADE

[6] Side panel made of anti-rot vinyl, washable fabric with UV protection. Equipped with one large full light Crystal window with roller blind and grey extension to the ground. Available in left and right version.

Delivered as standard with:

- aluminium tension rafter
- elastic hooks and pegs





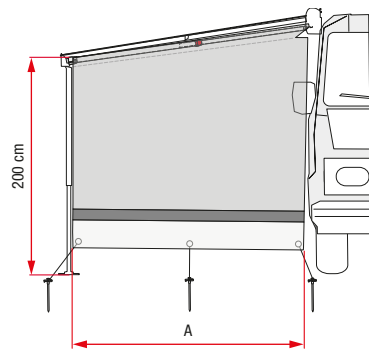
### SIDE W CARAVANSTORE

**[7]** Convenient side panel made of anti-rot vinyl, washable fabric with UV protection, with one full light Crystal window.

Simple to install.

Delivered as standard with:

- aluminium tension rafter
- elastic hooks and pegs



### SUN VIEW SIDE

**[8]** Convenient side panel for Fiamma F45/F65 awnings.

Made with translucent light filtering material. Easy to fix.

Delivered as standard with:

- aluminium tension rafter
- ropes and pegs



Side panels grant you privacy and at the same time provide protection against the wind. The Side panels can be installed on either side of the awning and are suitable for all Fiamma awnings (F45, F70, F80, F65, CaravanStore and F35pro). It is also possible to use the Side panels on other brands of awning (when using the optional Kit Side).

Description	F45s F45L	F70	F80s F65s F65L	F40 van	Caravan- Store/XL	F35 pro	Length A	Height from ground B	Weight	Item No.
<b>[5]</b> Side W Pro F45 / F70 / F65 / F80	●	○	○				230 cm	225÷280 cm	4,2 kg	07973-01-
<b>[5]</b> Side W Pro XXL F45 / F70 / F65 / F80	●	○	○				230 cm	280÷330 cm	4,5 kg	07973B01-
<b>[5]</b> Side W Pro Van F45*	●						190 cm	180÷200 cm	3,4 kg	07973A01-
<b>[5]</b> Side W Pro F65 / F80 Ducato			●				230 cm	225÷280 cm	4,2 kg	07974-01-
<b>[5]</b> Side W Pro F40van *				●			210 cm	180-210 cm	3,0 kg	07979-01-
<b>[5]</b> Side W Pro CaravanStore / F35					●	●	210 cm	240÷260 cm	4,5 kg	07977-01-
<b>[5]</b> Side W Pro CaravanStore XL					●		240 cm	240÷260 cm	4,8 kg	07977B01-
<b>[5]</b> Side W Pro F35 Van						●	210 cm	180÷220 cm	4,2 kg	07977A01-
<b>[6]</b> Side W Pro Shade F45 / F70 / F65 / F80 right	●	○	○				230 cm	225÷280 cm	5,3 kg	07975-01-
<b>[6]</b> Side W Pro Shade F45 / F70 / F65 / F80 left	●	○	○				230 cm	225÷280 cm	5,3 kg	07976-01-
<b>[7]</b> Side W CaravanStore / F35					●	●	210 cm	240÷260 cm	3,9 kg	07978-01-
<b>[7]</b> Side W CaravanStore XL					●		240 cm	240÷260 cm	4,2 kg	07978A01-
<b>[8]</b> Sun View Side F45 / F70 / F65 / F80 **	●	○	○				230 cm	220÷260 cm	1,4 kg	08185-01-
<b>[8]</b> Sun View Side CaravanStore/F35 **					●	●	210 cm	180÷260 cm	1,3 kg	08186-01-
<b>[8]</b> Sun View Side CaravanStore XL **					●		240 cm	180÷260 cm	1,7 kg	08186A01-
Kit Side F70									0,1 kg	98661-001
Kit Side F80s									0,1 kg	98661-017
Kit Side F65s / F65L									0,1 kg	98655-073
Kit Side Omnistor 5002/5003									0,1 kg	98655-311
Kit Side Tristor									0,1 kg	98655-079
Kit Side Omnistor 4900/Tristor 2									0,1 kg	98655-927

*The Kit Side allow installation of Side W Pro F45, Side W Pro Shade and the Sun View Side F45 on F80/F65 and F70 awnings (○) and on Omnistor 5002/5003/4900 and Tristor/Tristor 2 awnings.*

● Suitable for

○ Suitable by using the Kit Side

\* New

\*\* Renewed

\* The version Side W Pro is also suitable for Omnistor 5102 awning



# Privacy Room



**In fifteen minutes you double the space available for your family**

The classic Fiamma enclosure suitable for all seasons. Elegant and modern design with widened windows, all opening, equipped with mosquito net and curtains. With the Privacy Room you have a living and shaded area, ventilated or closed according with your needs.

## Easy installation

The side panels are quickly put together with the exclusive patented Fast Clip that combines the canopy with the side walls.

No other fixing system is as stable as the Fiamma Fast Clip. A protective sponge is fitted, vertically, on the back part of the side panels along the support pole to guarantee a close fit. The front panel is inserted in the front rail of the awning and is joined to the side panels through zippers.





**EASY INSTALLATION**

## Delivered as standard with

- 1x front panel with door and window with mosquito net
- 2x side panels with windows with mosquito net
- 1x curtain kit for all the windows of the enclosure
- 1x Fast Clip installation kit (2+2 aluminium tension poles)
- 1x Kit elastic ropes with quick hooks
- 1x Mega Bag (page 73), dim. 140x27x40cm.

*Curtains for all windows delivered as standard*

## Choosing guide

### Awning

Privacy Room is designed for F45s, F70 and F45L awnings. It can also be mounted on previous models F45Ti / TiL, F45i and F45i L. F80s, F65s and F65L only if installed on Fiat Ducato, Citroën Jumper and Peugeot Boxer after 06/2006 or Caravan. It also fits perfectly to the Omnistor 5002, 5003, 4900 and Tristor 2.

### Windows

Front and side panels are composed of openable crystal windows (with curtains included) equipped with mosquito net and a velcro strip for safe closing of the window.

### Structure

Fast Clip, for a safe, quick and easy installation. The system works with the principle of the two profiles hinged with the spring-system Quick Lock and fastened in the Sandwich way. Made of anodized aluminium. The anti-wind support Magic Privacy is an optional extra and offers perfect stability.

### Colours & Materials

UV resistant, waterproof and washable vinyl fabric, colour: white and grey.

### Front Panel

The door can be mounted on either the left hand side or on the right hand side.

Quick to install:  
double your living space

With a Privacy Room you transform your awning into a comfortable living area and make more space available for the entire family.

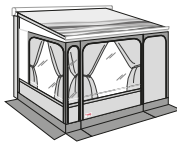
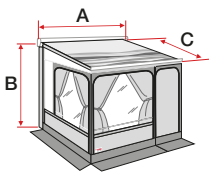


# Privacy Room

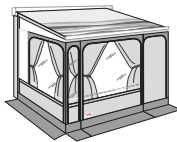


## Privacy Room F45 & F70

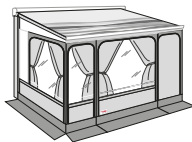
**B** VAN 180-220 cm  
MEDIUM 225-250 cm  
LARGE 251-280 cm



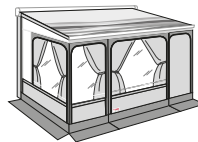
Privacy Room Van 260  
Privacy Room 300



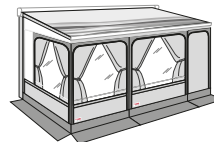
Privacy Room 350  
Privacy Room 375



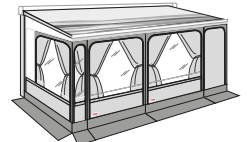
Privacy Room 400  
Privacy Room 425



Privacy Room 450



Privacy Room 500



Privacy Room 550

Privacy Room F45s / F45L / F70	Awning length A	Height from ground B	Extension C	Weight	Item No.
Privacy Room Van 260	260 cm	180-220 cm	200 cm	23,7 kg	07353B01-
Front Panel Van 40*	300 cm	180-220 cm	-	0,90 kg	07363D01-
Privacy Room 300 Medium	300 cm	225-250 cm	250 cm	24,4 kg	07353-01-
Privacy Room 350 Medium	350 cm	225-250 cm	250 cm	24,9 kg	07353-02-
Privacy Room 375 Medium	375 cm	225-250 cm	250 cm	25,2 kg	07353-05-
Privacy Room 400 Medium	400 cm	225-250 cm	250 cm	25,4 kg	07353-03-
Privacy Room 425 Medium	425 cm	225-250 cm	250 cm	25,6 kg	07353-06-
Privacy Room 450 Medium	450 cm	225-250 cm	250 cm	25,9 kg	07353-04-
Privacy Room 300 Large	300 cm	251-280 cm	250 cm	24,7 kg	07353A01-
Privacy Room 350 Large	350 cm	251-280 cm	250 cm	25,2 kg	07353A02-
Privacy Room 375 Large	375 cm	251-280 cm	250 cm	25,5 kg	07353A07-
Privacy Room 400 Large	400 cm	251-280 cm	250 cm	25,7 kg	07353A03-
Privacy Room 425 Large	425 cm	251-280 cm	250 cm	26,0 kg	07353A08-
Privacy Room 450 Large	450 cm	251-280 cm	250 cm	26,2 kg	07353A04-
Privacy Room 500 Large	500 cm	251-280 cm	250 cm	26,7 kg	07353A05-
Privacy Room 550 Large	550 cm	251-280 cm	250 cm	27,2 kg	07353A06-

\* For awnings F45s 300 VW T5/T6 long wheelbase (see p.18 to 19) use Front Panel Van 40 and Privacy Room 260 Van.




## Optional accessories



### Range of accessories (p.75 to 77):

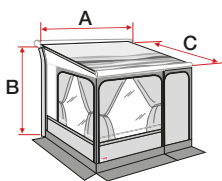
- [1] Moskito Net Door
- [2] Pack Organizer Privacy
- [3] Kit Magic Privacy
- Curtain kit Smoke
- Door Pole and more.



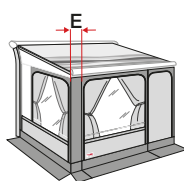
## Privacy Room F80 & F65

Our Privacy Rooms for the F80s and F65L will be available in the standard size for 320 cm awnings.

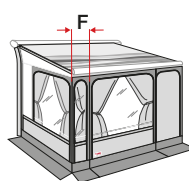
Order the basic 300 cm Privacy Room module for combination with the additional 20 cm panel for 320 cm F80s/F65s awnings. For 340, 370, 400, 425 and 450cm awnings, order the basic module in combination with the additional front panel (40, 70, 100, 125 and 150 cm respectively).



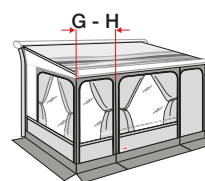
Privacy Room 300



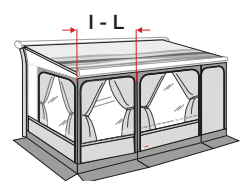
Privacy Room 320



Privacy Room 340



Privacy Room 370/400



Privacy Room 425/450

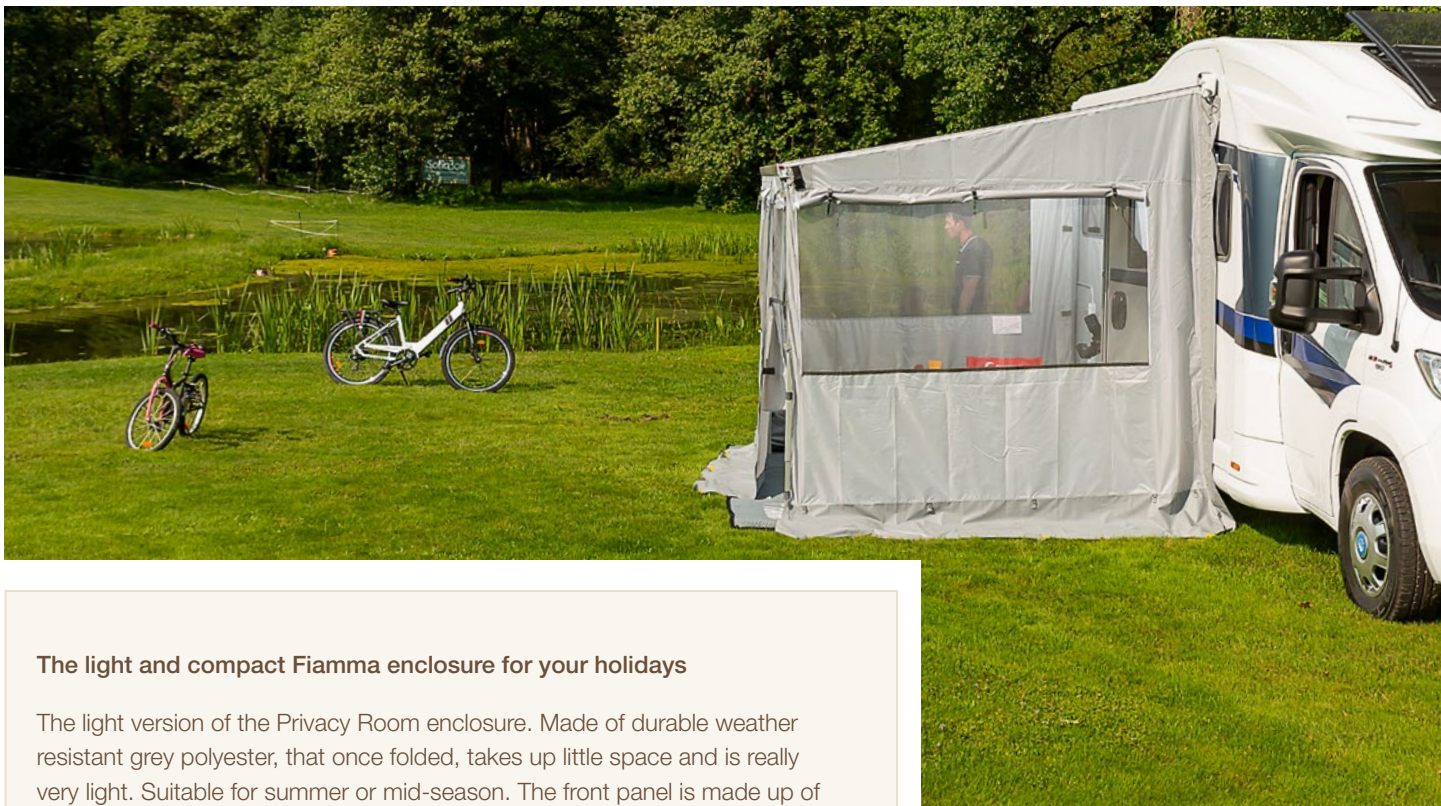
Awning length A	Pls. order	Privacy Room F80s / F65L	Height from ground B	Extension C	Weight	Item No.
320 cm	[D] + [E]	[D] Privacy Room 300 Ducato (>06/06)	245 cm	250 cm	23,2 kg	08048-01-
340 cm	[D] + [F]	[D] Privacy Room 300 H3 *	280 cm	250 cm	24,0 kg	08049-01-
370 cm	[D] + [G]	[D] Privacy Room 300 / 245-280 **	245-280 cm	250 cm	23,2 kg	08050-01-
400 cm	[D] + [H]	[E] Front panel 20	245-280 cm	-	0,3 kg	07363B01-
425 cm	[D] + [I]	[F] Front panel 40	245-280 cm	-	0,7 kg	07363Q01-
450 cm	[D] + [L]	[G] Front panel 70	245-280 cm	-	1,0 kg	07363F01-
		[H] Front panel 100	245-280 cm	-	1,3 kg	07363H01-
		[I] Front panel 125	245-280 cm	-	1,5 kg	07363P01-
		[L] Front panel 150	245-280 cm	-	1,7 kg	07363M01-

\* Designed for Mercedes Sprinter, VW Crafter, Fiat Ducato, Citroën Jumper and Peugeot Boxer - H3, Fast Clip Light aluminium poles delivered as standard.

\*\* This model is suitable for vehicles with straight wall, height from ground 245-280cm.



# Privacy Room light



## The light and compact Fiamma enclosure for your holidays

The light version of the Privacy Room enclosure. Made of durable weather resistant grey polyester, that once folded, takes up little space and is really very light. Suitable for summer or mid-season. The front panel is made up of an opening window and a mosquito net, the two side panels are provided with opening window and mosquito net for a good ventilation.



## Choosing guide

### Awning

Privacy Room Light is ideal for F45s, F45L and F70 awnings. It can also be mounted on previous models F45Ti / TiL, F45i and F45i L.

It also fits perfectly to the Omnistor 5002, 5003, 4900 and Tristor 2.

### Windows

One openable Crystal window equipped with mosquito net and two side windows equipped with roller blind and mosquito screen.

### Structure

Fast Clip Light is equipped with lever hooks for easy and quick installation.

### Colours & Materials

Made of durable weather resistant grey polyester.

### Front Panel

The door can be mounted on either the left hand side or on the right hand side.

## Easy installation

The front panel slides in the guide of the front bar and thanks to the auto-lubricant zippers fastens easily to the side panels.

The side panels stick to the wall of the vehicle with the elastic ropes that are delivered as standard and are provided with quick hooks.



**EASY INSTALLATION**

## Delivered as standard with

- 1x Front panel with openable window and mosquito net
- 2x Side panels provided with roller blind and mosquito screens
- 1x Curtain kit for the window of the front panel
- 1x Fast Clip Light installation kit (2 aluminium poles)
- 1x Kit pegs for safe fixing to the ground
- 1x Kit elastic ropes with quick hooks
- 1x Mega Bag Light (page 73), dim. 140x25x25cm.

**Curtains delivered as standard**

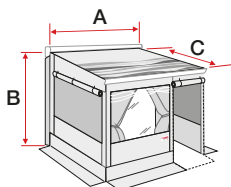


## Optional accessories

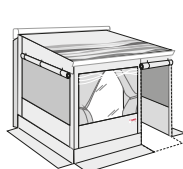
- **[1]** Pack Organizer Privacy
  - Mosquito Net Door
  - Kit Magic Privacy
  - Door Pole
- and more, see p.75 to 77

**B** VAN 180-220 cm  
MEDIUM 225-250 cm  
LARGE 251-280 cm

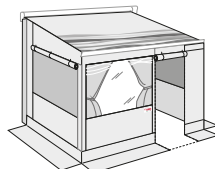
## Models and dimensions



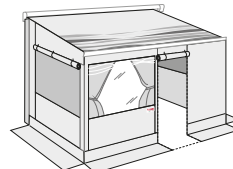
Privacy Room Light Van 260



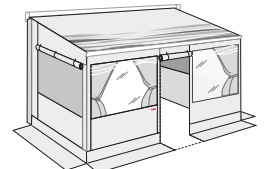
Privacy Room Light 300



Privacy Room Light 350/375



Privacy Room Light 400



Privacy Room Light 425

Privacy Room Light F45/F70	Awning Length A	Height from ground B	Extension C	Weight	Item No.
Privacy Room Light 260 Van	260 cm	180-220 cm	200 cm	12 kg	06097C02-
Privacy Room Light 300 Medium	300 cm	225-250 cm	250 cm	14,4 kg	06097A01-
Privacy Room Light 350 Medium	350 cm	225-250 cm	250 cm	14,9 kg	06097A02-
Privacy Room Light 375 Medium	375 cm	225-250 cm	250 cm	15,2 kg	06097A05-
Privacy Room Light 400 Medium	400 cm	225-250 cm	250 cm	15,4 kg	06097A03-
Privacy Room Light 425 Medium	425 cm	225-250 cm	250 cm	15,7 kg	06097A06-
Privacy Room Light 300 Large	300 cm	251-280 cm	250 cm	14,7 kg	06097B01-
Privacy Room Light 350 Large	350 cm	251-280 cm	250 cm	15,2 kg	06097B02-
Privacy Room Light 375 Large	375 cm	251-280 cm	250 cm	15,2 kg	06097B05-
Privacy Room Light 400 Large	400 cm	251-280 cm	250 cm	15,7 kg	06097B03-
Privacy Room Light 425 Large	425 cm	251-280 cm	250 cm	16,0 kg	06097B06-



# Privacy ultra light



## The cool and ultra light Privacy that can be assembled in just a moment

Its speed of installation and mounting versatility, on straight or shaped wall, together with its ease of use, make this product particularly interesting. Great for short stays, weekends and for those who like to move fast. Particularly suitable for use in warmer seasons.



## Light, durable and quick to assemble

### Ripstop fabric, quality guaranteed

Privacy Ultra Light is made from Ripstop material, a lightweight and tear-resistant fabric. The mesh of the Ripstop fabric is characterized by a weave of threads through different sections that create strength and sturdiness, whilst remaining light. Because of its lightweight, the user can assemble the room quickly and easily. Installation can easily be carried out by just one person.

## Ventilated roof for optimal temperature

### Improved comfort

The double roof, (the awning fabric and the Ripstop Privacy roof) creates an air chamber with constant ventilation thus lowering the temperature inside the Privacy room. The side panels can be completely rolled up to offer greater comfort and coolness and are both equipped with mosquito nets.

## Great versatility

### Possibility to increase the shade surface

The Privacy Ultra Light allows you to fully open the side panels extending the shade surface.





**EASY INSTALLATION**

## Delivered as standard with

- 1x Complete Privacy composed of a roof, sides and front in one piece
- 1x Curtain kit for the window of the front panel
- 1x Installation kit for Fiamma awnings
- 1x Kit Support cross rafters
- 1x Pegs and elastic kit
- 1x Transport bag (Mega Bag for models 400 and 450, mega Bag Light for models Van 260, 300 and 350), see page 73

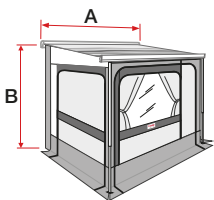
*Curtains delivered as standard*



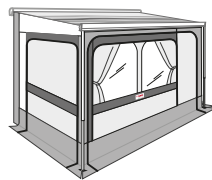
## Optional accessories

- Rafter (98655A007 / 98655A002, p.68): tensioner to increase stability
- **[1]** Kit Poles (06537-01-, p.77): vertical poles for Side opening
- Door Pole (05161-02- / 05161-08-, p.75): vertical pole to reinforce the door
- Privacy Rail Kit (07364-01-, p.76): 4 rails 100 cm each. for the installation of the Organizer range (S, L, Shoes and Toiletry) inside the Privacy Room

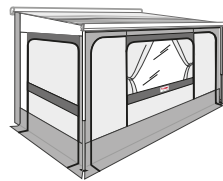
## Models and dimensions



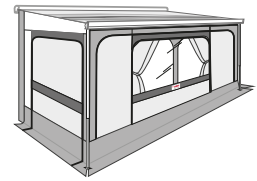
Privacy Ultra Light Van 260  
Privacy Ultra Light 300



Privacy Ultra Light 350



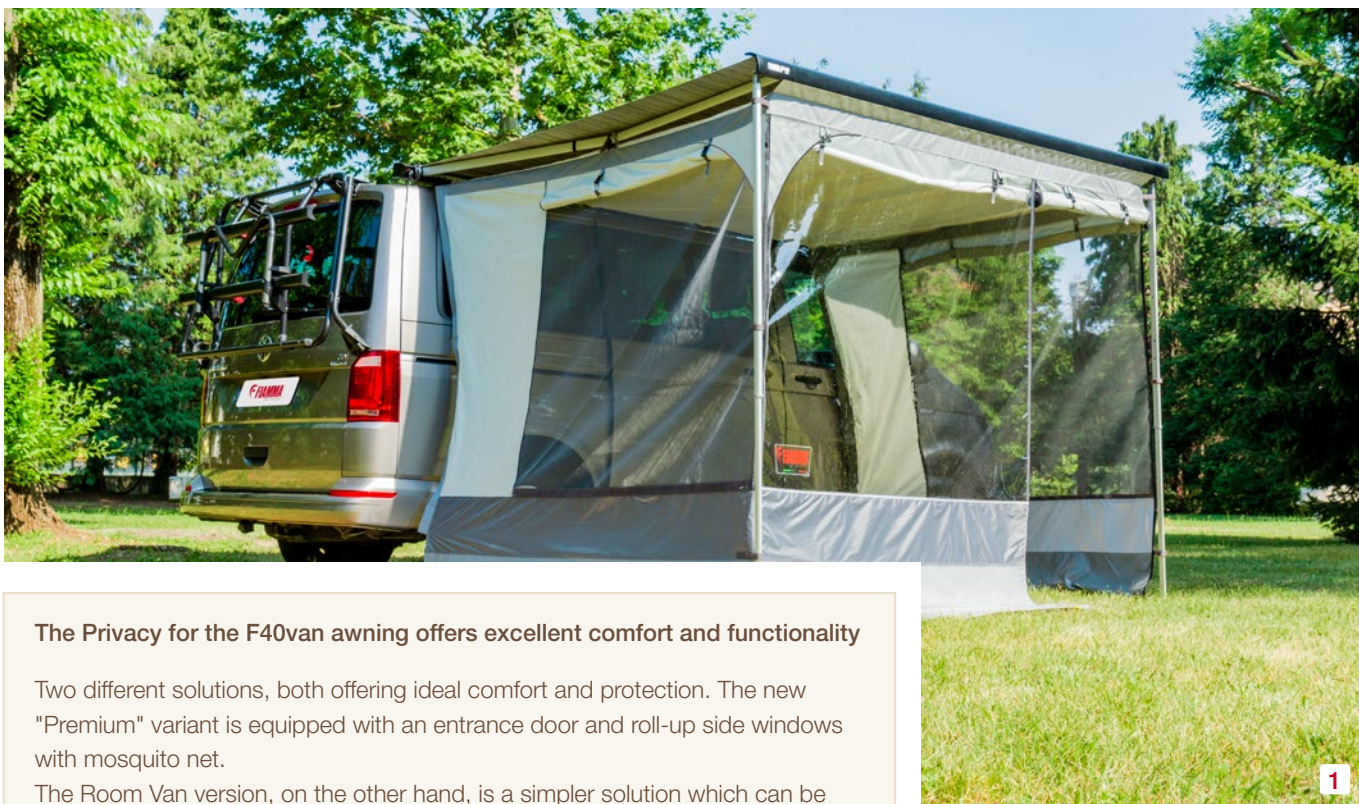
Privacy Ultra Light 400



Privacy Ultra Light 450

Description	Awning Length A	F45	F70	F80/F65	Height from ground B	Weight	Item No.
Privacy Ultra Light Van 260	260 cm	260			180-220 cm	12,3 kg	07350A01-
Privacy Ultra Light 300	300/320 cm	300		320	230-280 cm	14,2 kg	07350-01-
Privacy Ultra Light 350	350/370 cm	350		370	230-280 cm	15,4 kg	07350-02-
Privacy Ultra Light 400	400 cm	400	400	400	230-280 cm	16,6 kg	07350-03-
Privacy Ultra Light 450	450 cm	450	450	450	230-280 cm	17,8 kg	07350-04-





## The Privacy for the F40van awning offers excellent comfort and functionality

Two different solutions, both offering ideal comfort and protection. The new "Premium" variant is equipped with an entrance door and roll-up side windows with mosquito net.

The Room Van version, on the other hand, is a simpler solution which can be used as a changing room or wind protection for short stop-overs, weekends and when you want to move on quickly.




## Quick and easy to use

No poles required for installation in order to optimise the space. It is connected to the F40van awning lead bar and sides without poles. Lightweight and tear resistant, thanks to the ripstop fabric. It takes up very little space when in the bag, which is delivered as standard.

## Technical features

- Developed for F40van awning
- Incorporated and self ventilated roof
- No additional poles required
- Ripstop fabric, light and resistant to scratches and tears
- Possibility of anchoring to the awning support legs
- **Room Van:** Blind side panels and transparent front panel equipped with roller blind for maximum privacy
- **Room Van Premium:** Side panels with roll-up side windows and mosquito net and transparent front panel equipped with roller blind and entrance door



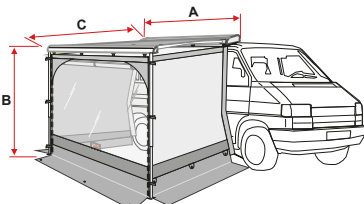

EASY INSTALLATION

## Advantages

- Lightweight
- Quick to install
- No poles required, ultra-rapid mounting, it is fixed directly to the awning arms and lead bar
- Roof, sides and front in one piece
- Possibility to increase the shade surface extending the front panel with optional Kit poles (item no. 06537-01-)
- Compact, when folded it takes up very little space in the bag which is delivered as standard



[1] Room Van Premium: with front panel door and side panel mosquito nets  
 [2] Room Van: with transparent side front panel and plain side panels



## Models and dimensions

Room Van	Awning length A	Height from ground B	Extension C	Weight	Item No.
[1] Room Van Premium [new]	270 cm	180-210 cm	225 cm	5,4 kg	08210-01-
[2] Room Van [improved]	270 cm	180-210 cm	225 cm	4,8 kg	08209-01-



# Privacy Room cs light XL



**The compact enclosure for your CaravanStore or F35pro, light in weight and lighter in price**

The Privacy Room CS Light, made of durable weather resistant grey polyester, that once folded, takes up little space and is really very light. Suitable for summer or mid-season. The front panel is made up of an opening window and a mosquito net, the two side panels are provided with opening window and mosquito net for a good ventilation.



## Choosing guide

### Awning

Privacy Room CS Light is ideal for CaravanStore and F35 Pro awnings.

With the Kit Hobby CaravanStore (Item No. 98655-034, see p. 90) you can mount the Privacy Room.

### Windows

One openable Crystal window equipped with mosquito net and two side windows equipped with roller blind and mosquito screen.

### Structure

Fast Clip CS, the aluminium profiles with internal easy clamps, that are composed of two pieces that ensure secure fastening.

### Materials

Made of durable weather resistant grey polyester.

### Front & Side Panels

The door can be mounted on either the left hand side or on the right hand side. The front panel, with openable window and mosquito screen, slides in the front rail of the roller tube and thanks to the auto-lubricant zippers it's easy to fasten the lateral panels. The side panels slide in the specific rail of the aluminium profiles Fast Clip CS and are provided with large openable windows with mosquito nets.





**EASY INSTALLATION**

## Delivered as standard with

- 1x front panel with opening window and mosquito net
- 2x side panels provided with roller blind and mosquito screens
- 1x curtain kit for the window/s of the front panel
- 1x Fast Clip CS installation kit (2 aluminium poles)
- 1x pegs and elastic kit
- 1x Mega Bag Light (p.70), dim. 140x25x25cm.

**Curtains delivered as standard**

## Models and dimensions



PR CS Light  
250/270 Van

PR CS Light / XL  
280

PR CS Light / XL  
310

PR CS Light / XL  
360

PR CS Light / XL  
410

PR CS Light / XL  
440

PR CS Light XL  
500

PR CS Light XL  
550

Privacy Room CS Light XL	Suitable for	Vehicle	Awning length A	Height from ground B	Extension C	Weight	Item No.
Privacy Room CS Light XL 280	CStore 280 XL	Caravan	288 cm	240-260 cm	250 cm	12,1 kg	05815B02-
Privacy Room CS Light XL 310	CStore 310 XL	Caravan	318 cm	240-260 cm	250 cm	12,3 kg	05815B03-
Privacy Room CS Light XL 360	CStore 360 XL	Caravan	369 cm	240-260 cm	250 cm	12,8 kg	05815B04-
Privacy Room CS Light XL 410	CStore 410 XL	Caravan	419 cm	240-260 cm	250 cm	13,3 kg	05815B05-
Privacy Room CS Light XL 440	CStore 440 XL	Caravan	449 cm	240-260 cm	250 cm	13,8 kg	05815B06-
Privacy Room CS Light XL 500	CStore 500 XL	Caravan	497 cm	240-260 cm	250 cm	14,3 kg	05815B07-
Privacy Room CS Light XL 550	CStore 550 XL	Caravan	547 cm	240-260 cm	250 cm	14,8 kg	05815B08-

Privacy Room CS Light	Suitable for	Vehicle	Awning length A	Height from ground B	Extension C	Weight	Item No.
Privacy Room CS Light 250 Van	F35pro 250	Campervan	252 cm	180-220 cm	225 cm	8,7 kg	05815A01-
Privacy Room CS Light 270 Van	F35pro 270	Campervan	272 cm	180-220 cm	225 cm	9,1 kg	05815A02-
Privacy Room CS Light 280 *	CStore 280 - F35pro 270	Caravan	288 cm	240-260 cm	225 cm	11,6 kg	05815-02-
Privacy Room CS Light 310 *	CStore 310 - F35pro 300	Caravan	318 cm	240-260 cm	225 cm	11,8 kg	05815-03-
Privacy Room CS Light 360	CaravanStore 360	Caravan	369 cm	240-260 cm	225 cm	12,3 kg	05815-04-
Privacy Room CS Light 410	CaravanStore 410	Caravan	419 cm	240-260 cm	225 cm	12,8 kg	05815-05-
Privacy Room CS Light 440	CaravanStore 440	Caravan	449 cm	240-260 cm	225 cm	13,3 kg	05815-06-
Adapter Kit for F35pro			-	-	-	0,1 kg	98655-925

For awning F35pro 270 installed on a caravan choose the item 05815-02-; for awning F35pro 300 installed on a caravan choose the item 05815-03- with adapter Kit 98655-925



# Fiamma ZIP



The only winch awning complete with front and side panels and ZIP fasteners

Easy and strong ZIP combination of awning and enclosure for the most perfect fit. The innovative Fiamma ZIP system joins the side panels to the fabric of the awning with two special sturdy zippers.



## Easy installation



### Windows

Front and side panels are composed of openable crystal windows, equipped with mosquito net and a velcro strip for safe closing of the window.

### Structure

Aluminium Rapid Set poles and tension Rafter. The anti-wind support Magic Privacy is as an optional extra available for perfect stability of the enclosure (see page 75).

### Colours & Materials

Enclosure with vinyl fabric. Awning in Polar White case and canopy in either Royal Grey or Royal Blue.

### Front Panel

Front panels are interchangeable.

This means that door and window can be mounted on either the left hand side or on the right hand side.

## Choosing guide

### Awning

Fiamma ZIP is based on F45 awnings. Canopy has a ZIP system allowing a fast installation. For more info about F45 see pages 16-17/22-23.



**Curtains for all windows delivered as standard**



**EASY INSTALLATION**

## Delivered as standard with

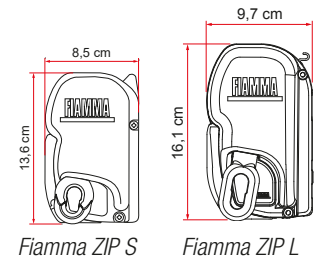
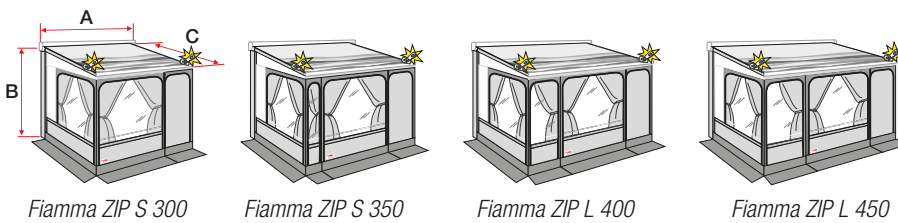
- 1x Awning (based on F45s/L)
- 3x Installation brackets (Kit AS)
- 1x Front panel with door and window with mosquito net
- 2x Side panels with windows with mosquito net
- 1x Curtain kit for all the windows of the enclosure
- 1x Central tension rafter (page 68)
- 1x Rapid Set installation kit (2+2 aluminium tension poles)
- 1x Vehicle skirting (page 65)
- 1x Kit elastic hooks for secure fixing
- 1x Storage bag Mega Bag 140x27x40cm. (page 73)

The product is complete with awning and privacy (one front panel and two side panels), the two products are joined together with zippers that allow an easy and quick installation

### Range of accessories (p.75 to 77):

- Mosquito Net Door: door with mosquito net
- Pack Organizer Privacy: folding container to optimize the space inside the enclosure
- Kit Magic Privacy
- Door Pole  
.... and more.

## Models and dimensions



**B** MEDIUM 225-250 cm  
LARGE 251-280 cm

Description	Awning length A	Height from ground B	Extension C	Shade surface	Weight	Fabric colours	Item No.
Fiamma ZIP S 300 Medium *	306 cm	225-250 cm	250 cm	7,1 m <sup>2</sup>	42,4 kg	R-Q	05720B02(X)
Fiamma ZIP S 350 Medium *	356 cm	225-250 cm	250 cm	8,3 m <sup>2</sup>	46,3 kg	R-Q	05720C02(X)
Fiamma ZIP L 400 Medium *	406 cm	225-250 cm	250 cm	9,6 m <sup>2</sup>	58,4 kg	R-Q	05720D02(X)
Fiamma ZIP L 450 Medium **	456 cm	225-250 cm	250 cm	10,1 m <sup>2</sup>	62,4 kg	R-Q	05720E02(X)
Fiamma ZIP S 300 Large *	306 cm	251-280 cm	250 cm	7,1 m <sup>2</sup>	42,6 kg	R-Q	05720B03(X)
Fiamma ZIP S 350 Large *	356 cm	251-280 cm	250 cm	8,3 m <sup>2</sup>	46,5 kg	R-Q	05720C03(X)
Fiamma ZIP L 400 Large *	406 cm	251-280 cm	250 cm	9,6 m <sup>2</sup>	58,6 kg	R-Q	05720D03(X)
Fiamma ZIP L 450 Large **	456 cm	251-280 cm	250 cm	10,1 m <sup>2</sup>	62,6 kg	R-Q	05720E03(X)

\* 1 Rafter included \*\* 1 Rafter and 1 Door Pole included  
Specify the fabric colour you want when ordering by replacing (X) with: R=Royal Grey, Q=Royal Blue



# CaravanStore ZIP XL



**The complete solution: manual awning and enclosure, complete with windproof and waterproof zip fasteners**

The CaravanStore ZIP comes complete with both awning and enclosure. The innovative CaravanStore ZIP system joins the side panels to the awning's fabric with two special sturdy zips. In a few minutes the awning can be transformed into a complete enclosure, doubling your living space.

## Choosing guide

### Awning

CaravanStore ZIP is based on Fiamma CaravanStore.

Canopy has a ZIP system allowing a fast installation.

For more info about CaravanStore see pages 34-35.

### Windows

Front and side panels are composed of openable crystal windows, equipped with mosquito net and a velcro strip for safe closing of the window.

### Structure

Structure Rapid Set CS, CaravanStore Support Leg (from 3,60m length) and Rafter CaravanStore (for 4,40m length). The anti-wind support Magic Privacy is an optional extra to stabilise the enclosure (see page 75).

### Colours & Materials

Enclosure with White and Grey vinyl fabric. Awning with grey bag and canopy in either Royal Grey or Royal Blue.

### Front Panel

Front panels are interchangeable. This means that door and window can be mounted on either the left hand side or on the right hand side.

## Technical features

- The Flexyblock system strengthens the rafter tension given the increased extension
- Sturdier roller tube internal Knuckle, which guarantee maximum stability when opening the awning
- The roller tube has been reinforced to cater for the improved rafter support legs, because of the new greater extension
- Improved support poles and reinforced side panels
- Longer side panels with widened windows



**Curtains for all windows delivered as standard**



**EASY INSTALLATION**

## Delivered as standard with

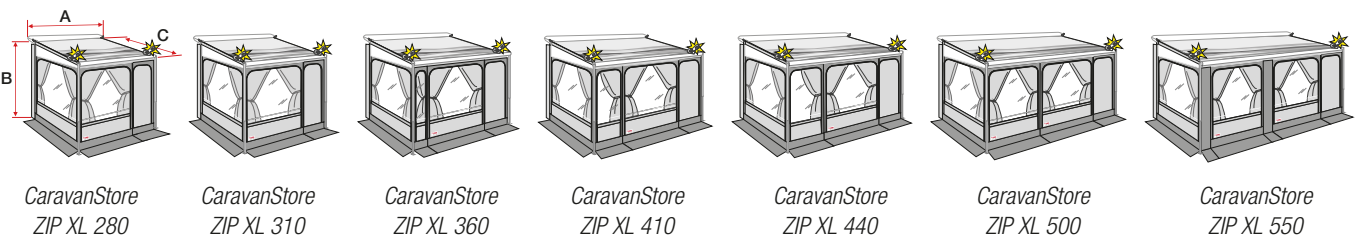
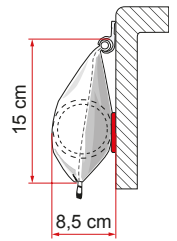
- 1x Awning (CaravanStore type)
- 1x Front panel with window with mosquito net and rollable door
- 2x Side panels with windows with mosquito net
- 1x Curtain kit for all the windows of the enclosure
- 1x Rapid Set CS installation kit (2+2 aluminium tension poles)
- 1x Kit elastic hooks for secure fixing
- 1x Storage bag Mega Bag (page 73), dim. 140x27x40cm.

The product is complete with awning and privacy (one front panel and two side panels), the two products are joined together with zippers that allow an easy and quick installation

### Range of accessories (p.75 to 77):

- Mosquito Net Door: door with mosquito net
- Pack Organizer Privacy: folding container to optimize the space inside the enclosure
- Kit Magic Privacy
- Door Pole
- .... and more.

## Models and dimensions



CaravanStore ZIP XL 280

CaravanStore ZIP XL 310

CaravanStore ZIP XL 360

CaravanStore ZIP XL 410

CaravanStore ZIP XL 440

CaravanStore ZIP XL 500

CaravanStore ZIP XL 550

Description	Awning length A	Height from ground B	Extension C	Shade surface	Weight	Fabric colours	Item No.
CaravanStore ZIP XL 280	288 cm	240-260 cm	250 cm	6,4 m <sup>2</sup>	26,0 kg	R-Q	05715C02(X)
CaravanStore ZIP XL 310	318 cm	240-260 cm	250 cm	7,1 m <sup>2</sup>	28,0 kg	R-Q	05715D02(X)
CaravanStore ZIP XL 360*	369 cm	240-260 cm	250 cm	8,4 m <sup>2</sup>	31,0 kg	R-Q	05715E02(X)
CaravanStore ZIP XL 410*	419 cm	240-260 cm	250 cm	9,6 m <sup>2</sup>	33,0 kg	R-Q	05715F02(X)
CaravanStore ZIP XL 440**	449 cm	240-260 cm	250 cm	10,3 m <sup>2</sup>	35,6 kg	R-Q	05715G02(X)
CaravanStore ZIP XL 500***	509 cm	240-260 cm	250 cm	11,6 m <sup>2</sup>	40,2 kg	R-Q	05715H02(X)
CaravanStore ZIP XL 550***	559 cm	240-260 cm	250 cm	12,8 m <sup>2</sup>	41,3 kg	R-Q	05715L02(X)

\* CaravanStore Support Leg included. \*\* Rafter CaravanStore and CaravanStore Support Leg included.\*\*\* 2 CaravanStore Support Leg included. Specify the fabric colour you want when ordering by replacing (X) with: R=Royal Grey, Q=Royal Blue



# Rear Door Cover rear door enclosure



## Enclosures for rear door of campervan and van conversions

This makes the best use of the available space at the rear door of your campervan or van conversion. It is ideal to increase the shaded area, privacy and comfort. Makes a great addition to the awning/enclosure on the side of the vehicle.

## Enclosure for the rear doors of Fiat Ducato, Citroën Jumper and Peugeot Boxer H2 after 06/2006 and Mercedes Sprinter H2 after 2006 (before 2008)

**[1]** Quick to install, supplied with side panels and front panel that can be rolled up. Rear Door Cover gives you more privacy.

The upper rafter and rail keep the fabric tight. The double rail is attached to the water gutter of the Ducato, the aluminium rafter secures the opening of the two rear doors, keeping the fabric tight. The door can be rolled up.

Delivered as standard with:

- 1x awning with side and front panels
- 1x double rail in reinforced pvc
- 1x rafter to increase stability
- 1x Kit pegs
- 1x kit of tension elastics



## KIT POLES

**[3]** Set of aluminium poles (Kit Poles) to extend the door as an additional canopy.

## Innovative enclosure for the rear door of VW T5/T6

**[2]** Quick installation both on standard rear doors and on rear doors with Carry-Bike installed (with no bikes). Side elastic belts tighten the awning on the rear door.

Delivered as standard with:

- 1x complete enclosure for the rear of the vehicle with an openable door that can be rolled up or extended. Equipped with mosquito screen
- 1x set of floor poles
- 1x kit of tension elastics
- 1x Kit pegs
- 1x Mega Bag Light

Description	Weight	Item No.
<b>[1]</b> Rear Door Cover Ducato	3,3 kg	06357-01-
<b>[2]</b> Rear Door Cover VW T5/T6	9,8 kg	06539-01-
<b>[3]</b> Kit Poles	0,7 kg	06537-01-





## Protection against wind and rain that also eliminates draught

Suitable for all Fiamma Privacy Rooms and can be easily shortened.

Available in four versions:

- **[1]** Motorhome (L: 550cm, H: 60cm)
- **[2]** Caravan (L: 450cm, H: 60cm)
- **[3]** VW T5/T6 (L: 250cm, H: 42 cm)
- **[4]** Ducato (L: 497cm, H: 45 cm)

The Ducato version is suitable for the following wheel base:

- 3450, length of the vehicle 5416mm (L2)
- 4035, length of the vehicle 5998mm (L3)
- 4035, length of the vehicle 6363mm (L4)

The Caravan version slides into the standard rail of the vehicle. The Motorhome and Caravan versions are delivered as standard with installation kit including snap fasteners and skirting protection for the wheel arch gaps. The Ducato and VW T5/T6 versions are delivered as standard with elastic fixing straps, wheel cover and magnets.

## Protection for rear doors of Ducato and VW T5/T6

**[5,6]** Special version for protection against wind and rain for the rear doors of Fiat Ducato and VW T5/T6.

Description	Weight	Item No.
<b>[1]</b> Skirting Motorhome	1,7 kg	98655-090
<b>[2]</b> Skirting Caravan	1,8 kg	98655-084
<b>[3]</b> Skirting VW T5/T6	0,7 kg	98655-387
<b>[4]</b> Skirting Ducato	1,4 kg	98655-405
<b>[5]</b> Rear Skirting Ducato	1,7 kg	06469-01-
<b>[6]</b> Rear Skirting VW T5/T6	1,1 kg	06538-01-



# Motor Kit awning motorization

## Motor Kit F80s

### Maximum integration, minimum dimensions


12V Motor kit designed for the new F80s awning can be used to motorise all lengths (up to 450cm). Small in size, with aluminium cap, it is perfectly integrated in the design of the awning and increases its length by just 12cm.

### Two versions available

The Motor Kit for F80s is available in two versions: Compact and Plus.

The Plus version differs from the Compact one in that it has an infrared remote control.

For both versions, the motor can be operated by a control (button) on the wall provided as standard with the motor kit. In an emergency, the awning can be opened and closed manually simply by using the standard crank handle.




### Motor Kit Compact

**[1]** 12V Motor Kit complete with aluminium cap and Control System wall control panel, which allows you to conveniently operate the motor via the wall button, provided as standard with the motor kit.

### Motor Kit Plus


**[2]** This version is supplied with motor, aluminium cap, Control System control panel and remote control.

The Plus version has two functions: wall control of the Motor kit (like the Compact version) and remote control with infrared remote control. The control unit allows the self-tensioning of the fabric when opening and the opening and closing operations also with the "one touch" automotive system.



Description	Colour	Weight	Item No.
<b>[1]</b> Motor Kit Compact F80s	Polar White	1,9 kg	07929-01-
<b>[1]</b> Motor Kit Compact F80s	Titanium	1,9 kg	07929-01T
<b>[1]</b> Motor Kit Compact F80s	Deep Black	1,9 kg	07929-01H
<b>[2]</b> Motor Kit Plus F80s	Polar White	2,0 kg	07929-02-
<b>[2]</b> Motor Kit Plus F80s	Titanium	2,0 kg	07929-02T
<b>[2]</b> Motor Kit Plus F80s	Deep Black	2,0 kg	07929-02H

# Motor Kit awning motorization



## Motor Kit for Fiamma F45s, F45L, F65s and F65L

**[1]** Fiamma offers you the optional 12V Motor Kit that can be installed on your awning even after mounting.

The Motor Kit also allows manual opening and closing in override mode.

The standard Motor Kit extends the total length of the awning by about 13cm; while the integrated Motor Kit doesn't increase the total length of the awning.

### The original awning with the 12V tubular Motor Kit

**[2]** Fiamma 12V Motor Kit can be installed on your F65s awning, without extending its total length. The integrated Motor Kit can be easily installed by taking the cap off the manual winch. If the engine stops working (for example due to lack of current), the patented version is complete with integrated manual emergency override, operable in one minute. Control System delivered as standard.

Description	Colour	Weight	Item No.
<b>[1]</b> Motor Kit F45s	Polar White	2,6 kg	06275-01-
<b>[1]</b> Motor Kit F45s	Titanium	2,6 kg	06275-01T
<b>[1]</b> Motor Kit F45L	Polar White	2,6 kg	06535-01-
<b>[1]</b> Motor Kit F45L	Titanium	2,6 kg	06535-01T
<b>[1]</b> Motor Kit F65s	Polar White	2,6 kg	06536-01-
<b>[1]</b> Motor Kit F65s	Titanium	2,6 kg	06536-01T
<b>[1]</b> Motor Kit F65L > 2018	Polar White	2,6 kg	07779-01-
<b>[1]</b> Motor Kit F65L > 2018	Titanium	2,6 kg	07779-01T
<b>[1]</b> Motor Kit F65L > 2018	Deep Black	2,6 kg	07779-01H
<b>[1]</b> Motor Kit F65L < 2018	Polar White	2,6 kg	05725-01-
<b>[1]</b> Motor Kit F65L < 2018	Titanium	2,6 kg	05725-01T
<b>[2]</b> Motor Kit F65s Integrated	-	1,1 kg	05823-01-

E24 10R-050621

E24 10R-030529



Left version of F45s and Right version of F65L available on request.  
The Motor Kit is not suitable for Fiamma ZIP awnings (pages 60-61)

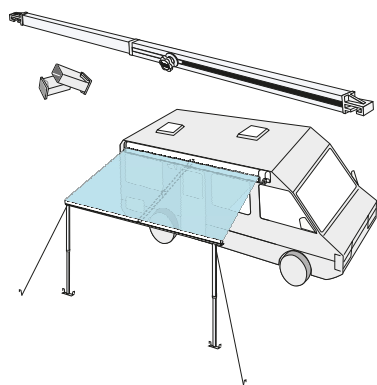


# Rafter tensioners



## Rafter: the fabric is always perfectly tensioned

Rafter in aluminium keeps the fabric tensioned, eliminates water pooling and noisy flapping caused by wind. Easy to install without damaging the awning. Delivered as standard with special wall clips for handy storage inside the vehicle. Complete with rubber ends so as to be installed on other awning brands.



## RAFTER

**[1]** Adjustable length: 145-250cm. Suitable for models F45, F80 and F65 and for awnings with extension up to 250cm. and for length up to 550cm.

## RAFTER PRO

**[2]** Made of two sturdy anodized aluminium telescopic bars. Adjustable in length from 145 to 250cm. Limited usage at high temperatures as it may affect the fabric tension.

## RAFTER CARAVANSTORE / XL

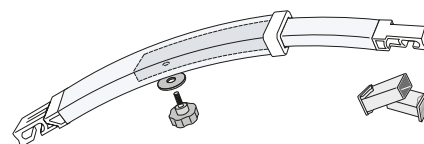
**[3]** Tension rafter to strengthen your manual awning. Suitable for CaravanStore with 225 and 250cm (XL version) extension. Adjustable length: 150-250cm.

### Delivered as standard with:

- CaravanStore XL 410 and 440cm
- CaravanStore ZIP 440cm
- Side, Side W and Side W Pro CaravanStore / XL

### Optional for:

- CaravanStore 255 to 360cm
- F35pro 250 to 300cm



Description	Weight	Item No.
<b>[1]</b> Rafter F45 / F80 / F65	0,8 kg	98655A007
<b>[2]</b> Rafter Pro	0,8 kg	98655A002
<b>[3]</b> Rafter CaravanStore / XL	0,6 kg	03888-02-

# Magicrafter tensioners



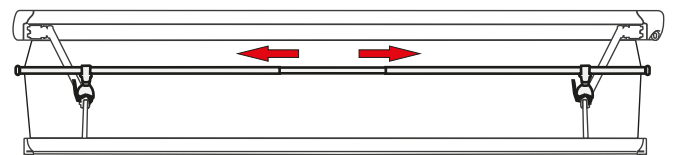
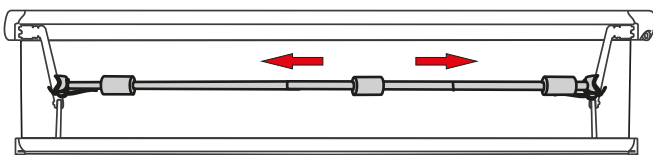
## MAGICRAFTER

**[1]** It is easily installed by hooking the ends onto the awning arms, while keeping them tight to avoid bending. For awnings from 250 to 400cm.



## MAGICRAFTER PRO

**[2]** Comes complete with two special brackets to fix in the knuckles of the arms in order to keep the fabric tensioned. Easy to install. When not in use it takes up little space. Limited usage at high temperatures. For awnings from 350 to 450cm.



Description	Weight	Item No.
<b>[1]</b> Magicrafter	0,8 kg	98655-716
<b>[2]</b> Magicrafter Pro	0,8 kg	98655-847



# Pegs & Plates



## KIT AWNING PEGS

**[1]** System of highly resistant screw pegs ideal for awnings, enclosures and mats. Sturdy and easy to use. Made of tough UV resistant plastic.


You can screw them in the ground manually by using the special key which is delivered as standard or by connecting them to an electric screwdriver.

They are lighter than the standard metal pegs and have a higher resistance thanks to the new spiral design. Ideal for soft and sandy grounds.

Easier to extract by unscrewing them.

Kit composed by:

- 8x Awning Peg stakes (A), 20cm long
- 8x Awning Peg S stakes (B) 14cm long
- 8x hooks (C)
- 1x handle
- 2x Awning Plates
- 1x comfortable and resistant bag with zip fastener
- 2x steel hooks



## KIT AWNING PLATE

**[2]** Ideal for fixing front legs to the ground, in order to increase the resistance in case of strong wind.

Made with extra strong plastic.

It is suitable for all types of Fiamma and Thule/Omnistor awning legs.

Delivered with ground pegs.

Colour: grey.

Dimensions: 20x20cm.

Kit includes 2 pieces.



Description	Weight	Item No.
<b>[1]</b> Kit Awning Pegs	0,6 kg	98655-880
<b>[2]</b> Kit Awning Plate	0,3 kg	98655-724



# Tie Down anchoring straps



## TIE DOWN

**[1]** Useful strap to keep the awning firmly anchored to the ground in light wind. It fits crank awnings up to 600cm in length.

Composed of:

- 1x adjustable band (11m), in black or yellow
- 2x stakes
- 1x tension spring.

## TIE DOWN S

**[2]** Strap kit allowing a solid anchoring of the awning to the ground.

Fits into the awning guide (of F45s/L, F80s, F65s/L, F35pro or CaravanStore) or the side clip of the Privacy-Room.

Composed of:

- 2x adjustable bands (300 cm), in black or yellow
- 2x stakes and 2 tension springs
- 2x frontal hooks (for F45, F80, F65 with double guide on the lead bar or CaravanStore/F35).

The version "Tie Down S CaravanStore" fits into the leg of the CaravanStore / F35pro awning.



Description	Weight	Item No.
<b>[1]</b> Tie Down Yellow	1,2 kg	98655-128
<b>[1]</b> Tie Down Black	1,2 kg	98655-129
<b>[2]</b> Tie Down S Yellow	1,2 kg	98655-567
<b>[2]</b> Tie Down S Black	1,2 kg	98655-133
<b>[2]</b> Tie Down S Caravanstore Black	1,2 kg	98655-638



# Patio-Mat awning mat



## The essential mat for your awning and Privacy Room



The new design makes it more discreet, leaving unchanged the technical features that make it one of the most appreciated mats among camper owners. It is available in five different lengths (new length 490) to fit the Fiammastore range.

Made of small resistant polypropylene pipes, allowing the air to pass through leaving the carpet really light and easy to carry. Easy to clean the dirt from the surface by rinsing with water.

Washable, flame retardant and also UV resistant, maintains its colour and the technical features over time.



*With bands on the corners for pegs (not included) and elegant border along all sides*



*Patio-Bag, handy travel bag made of breathable material, optional available*

Description	Dimensions	Awning Length	Surface	Weight	Item No.
Patio-Mat 290	2,9 x 2,5 m	300-310	7,25 m <sup>2</sup>	3,2 kg	07681-01-
Patio-Mat 340	3,4 x 2,5 m	350-360	8,50 m <sup>2</sup>	3,5 kg	07682-01-
Patio-Mat 390	3,9 x 2,5 m	400-410	9,75 m <sup>2</sup>	3,8 kg	07683-01-
Patio-Mat 440	4,4 x 2,5 m	440-450	11,25 m <sup>2</sup>	4,2 kg	07684-01-
Patio-Mat 490	4,9 x 2,5 m	490-500	12,25 m <sup>2</sup>	4,6 kg	07701-01-
Patio-Bag [renewed]	90 x 35 x 16 cm			0,2 kg	08206-01-



## KIT AWNING HANGERS

**[1]** Kit composed of 6 hooks to insert in the lead bar profile. Ideal for hanging light objects. Suitable for other brands of awnings with 7mm slots.



## SPOILER S

**[2]** The Spoiler offers protection against damage and noise by reducing wind resistance and improving the aesthetics of the vehicle. Easy to adapt to all brands of awnings. It can be attached both right or left. It is made of ABS PLUS with coextruded UV protection. We recommend only SIKA 225 for wall fastening. Colour: White (Polar White).

## SAFETY STRIP

**[4]** Optional kit for the F35 Pro consisting of a 39cm long strip. It grants perfect and safe closure of the case box, suggested in case of travelling on rough terrain.

## MEGA BAG

**[3]** Large strong bag, ideal for storing the Privacy Room, but can also be used for the front and side walls of the Blocker and Side range. Colour: black/grey.



Description	Dimensions	Weight	Item No.
<b>[1]</b> Kit Awning Hangers		0,8 kg	98655-743
<b>[2]</b> Spoiler S	16x15,5h cm	0,1 kg	05150-01A
<b>[3]</b> Mega Bag [renewed]	140x27x40 cm	1,2 kg	08203-01-
<b>[3]</b> Mega Bag Light [renewed]	140x25x25 cm	0,5 kg	08204-01-
<b>[4]</b> Safety Strip		0,1 kg	98655Z006







## CRANK HANDLE

Crank handle in light aluminium, available in 3 versions:

- **Short:** ideal for Minivans (delivered as standard with F45s 190 and F40Van).
- **Standard:** ideal for all Motorhomes, easy to shorten (delivered as standard with F45s up to 450).
- **Telescopic:** telescopic crank handle with fixed handle, ideal for high motorhomes and roof awnings (delivered as standard with F70, F45L, F80s, F65L and F65s).




*All Fiamma awnings are delivered as standard with clips for handle storage inside the motorhome*

## KIT REPAIR PLUS

It is no longer necessary to replace the fabric of the awning if it gets cut.

With the Kit Repair Plus from Fiamma, DIY repair is very quick.

Kit includes 3 transparent PVC strips (Dim. 8x15cm each) that can be cut to size.



Description	Weight	Item No.
Crank Handle Short	0,3 kg	01756B01A
Crank Handle Standard	0,4 kg	04660-01-
Crank Handle Telescopic	0,7 kg	03878C01-
Kit Repair Plus	0,1 kg	98655-466



## KIT MAGIC PRIVACY

**[1]** Optional support, ideal to increase the stability of the panels of the Privacy Room Fiamma ZIP and CaravanStore ZIP XL in case of wind.

Available for both the front and the side panels.

Three versions available according to the length and the model of the awning.

Suitable for Privacy Room manufactured from year 2013.

For CaravanStore ZIP XL it is necessary to install the Kit Magic Rafter Side together with an additional Door Pole.

## DOOR POLE

**[2]** Vertical telescopic pole in anodized aluminium for the front panel allowing increased stability when the door is kept open.

Delivered as standard with:

- Privacy Room from 450cm
- Fiamma ZIP from 450cm



Description	Weight	Item No.
<b>[1]</b> Kit Magic Privacy Front for awnings from 260 to 360 and 450	2,0 kg	06856-01-
<b>[1]</b> Kit Magic Privacy Front for awnings 400/410 and 440	2,7 kg	06856-02-
<b>[1]</b> Kit Magic Privacy Front for awnings 500 and 550	3,0 kg	06856-03-
<b>[1]</b> Kit Magic Privacy Side	1,1 kg	06856-04-
<b>[2]</b> Door Pole F45 - CaravanStore	0,8 kg	05161-02-
<b>[2]</b> Door Pole F65	0,8 kg	05161-08-



# Fiammastore enclosure accessories



## KIT POLES LIGHT

**[1]** Vertical support poles to increase stability of Privacy Room to the vehicle wall.  
Optional for Privacy Room Light and Privacy Room CS Light.

## CARAVANSTORE SUPPORT LEG

**[2]** Reinforced legs developed to be fixed to the front roller of the CaravanStore to increase resistance and solidity of the structure.

Delivered as standard with:

- CaravanStore XL from 440
- CaravanStore ZIP XL from 360

## PRIVACY RAIL KIT

**[3]** Four rails 100cm each. for the installation of the Organizer range (S, L, Shoes and Toiletry) inside the Privacy Room.



## CURTAINS KIT SMOKE

**[4]** Curtains for the front and side windows of Fiamma enclosures and for the front panels Blocker Pro.  
Two kits available: one composed of 2 pcs (for one window) and one of 6 pcs. (for 3 windows).



Description	Weight	Item No.
<b>[1]</b> Kit Poles Light	2,0 kg	06020-01-
<b>[2]</b> CaravanStore Support Leg	1,7 kg	03732C01-
<b>[3]</b> Privacy Rail Kit	2,0 kg	07364-01-
<b>[4]</b> Curtains Kit Smoke - 2 pcs.	2,7 kg	98655A484
<b>[4]</b> Curtains Kit Smoke - 6 pcs.	3,0 kg	98655A483



5



6



7

### MOSKITO NET DOOR

[5] Optional door with mosquito net suitable for Privacy Room, Fiamma ZIP and CaravanStore ZIP XL.

### PACK ORGANIZER PRIVACY

[6] Folding container to optimise the space inside the enclosure.

### KIT POLES

[7] Set of aluminium poles to extend the door or the side panel as an additional canopy. Suitable for Privacy Ultra Light, Rear Door Cover Ducato and VW T5/T6.



7

+



7

+

Description	Weight	Item No.
[5] Moskito Net Door	0,7 kg	07365-01-
[6] Pack Organizer Privacy	0,4 kg	07366-01-
[7] Kit Poles	0,7 kg	06537-01-



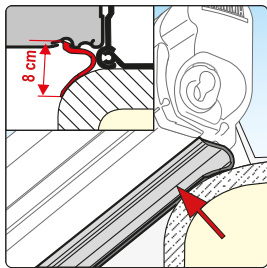
# Rain Guard & Rain Caps rubber seals



Convenient rubber guard to seal the space between the awning and the vehicle wall to prevent water infiltration.

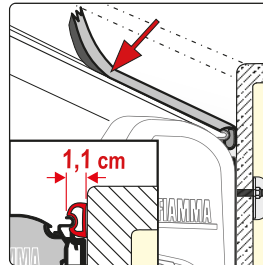
Also available the pre-cut 5.5m kits, in addition to the current bulk rolls, that work with any awning in the complete Fiammastore range.

2



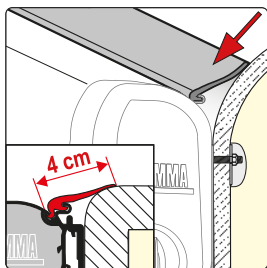
## RAIN GUARD LOWER

[1] For awnings F45s/L and F70 with suspended installation spaced from the wall. Installation in the special guide of the case.



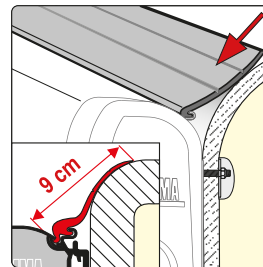
## RAIN GUARD S

[2] For awnings installed with standard AS 120 brackets on flat walls.



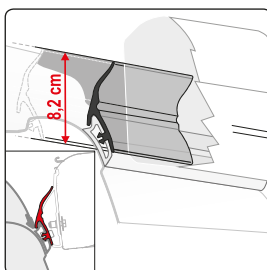
## RAIN GUARD M

[3] For awnings, mounted with adapter spaced out from the wall (up to 4cm) or on curved walls.



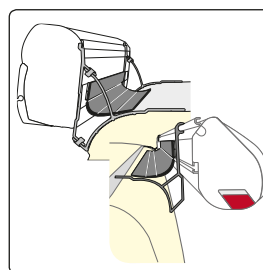
## RAIN GUARD L

[4] For awnings, mounted with adapter spaced out from the wall (up to 9cm) or on curved walls.



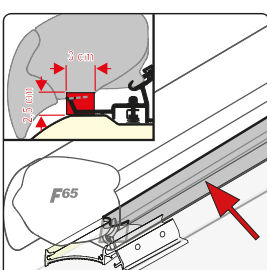
## KIT RAIN GUARD CALIFORNIA

[5] For awnings F45s and F35pro installed on VW California. Length: 200 cm.



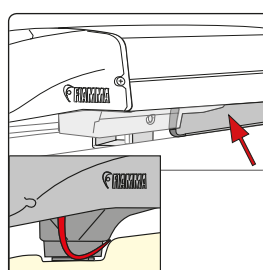
## KIT RAIN GUARD VAN

[6] For awnings F45s and F35pro installed on camper vans spaced out from the wall. Length 300 cm.



## KIT RAIN GUARD F80/F65

[7] For roof awnings F80s, F65s and F65L. Covers the whole space between the roof and the awning. Made of strong EPDM. Two Kits available: 450cm. long and 50cm long.



## KIT RAIN GUARD F40van

[8] For awning F40van. Length 270 cm.



# Kit Rain Guard F40van

**extended range**

## More aerodynamic and dry

[8] Designed for the F40van and consisting of two covers and a joint, it makes the awning even more integrated with the contour of the vehicle. In this way, the awning is, at the same time, more aerodynamic thanks to the covers that improve air resistance and dryness, thanks to the seal that prevents water infiltration that can form between the installed bracket and the vehicle roof.

Available for:

- VW T5/T6
- Ford Custom
- Mercedes V Class

## RAIN CAPS

[9] Pair of seals to prevent water infiltration into the Privacy Room when it is raining. Rain caps are suitable for F45s, F45L, Fiamma Zip S and Fiamma Zip L.



Side view without Rain Guard Kit installed



Side view with Rain Guard Kit installed



Description	Rail length	Weight	Item No.	In combination with bracket kit:
[1] Rain Guard Lower	Sold by meter	0,35 kg/m	06299-01-	
[1] Kit Rain Guard Lower 550	550 cm	1,9 kg	98655Z017	
[2] Rain Guard S	Sold by meter	0,25 kg/m	03910-01-	
[2] Kit Rain Guard S 550	550 cm	0,8 kg	98655Z014	
[3] Rain Guard M	Sold by meter	0,25 kg/m	03477-01-	
[3] Kit Rain Guard M 550	550 cm	1,4 kg	98655Z015	
[4] Rain Guard L	Sold by meter	0,30 kg/m	04629-01-	
[4] Kit Rain Guard L 550	550 cm	3,1 kg	98655Z016	
[5] Kit Rain Guard California	200 cm	0,70 kg	98655-663	
[6] Kit Rain Guard Van	300 cm	0,80 kg	98655-947	
[7] Kit Rain Guard F80/F65	450 cm	1,10 kg	98655-020	
[7] Kit Rain Guard F80/F65 50	50 cm	0,10 kg	98655Z019	
[8] Kit Rain Guard F40van VWT5/T6	270 cm	0,80 kg	98655Z039	98655Z030 98655Z038* 98655Z041*
[8] Kit Rain Guard F40van Ford Custom L1 <b>[new]</b>	270 cm	0,80 kg	98655Z052	98655Z044
[8] Kit Rain Guard F40van Ford Custom L1* <b>[new]</b>	270 cm	0,80 kg	98655Z047	98655Z046
[8] Kit Rain Guard F40van Ford Custom L2 <b>[new]</b>	270 cm	0,80 kg	98655Z054	98655Z045
[8] Kit Rain Guard F40van Ford Custom L2* <b>[new]</b>	270 cm	0,80 kg	98655Z053	98655Z045
[8] Kit Rain Guard F40van Mercedes V Class <b>[new]</b>	270 cm	0,80 kg	98655Z077	98655Z078
[9] Rain Caps F45s	-	0,10 kg	06893-01-	
[9] Rain Caps F45L	-	0,20 kg	06893A01-	

\* for right hand drive



# Adapters F45 / F70



## Standard finish

The classic aluminium finish of Fiamma brackets



## Black finish\*

Black finish to make the brackets less visible on the vehicle profile

\* The brackets available with the black finish are indicated as follows ●

## KIT AS 110

Standard for awnings from 190 to 230cm

2 pcs. 12cm brackets  
98655Z007

## KIT AS 120

Standard for awnings from 240 to 400cm

2 pcs. 12cm brackets  
1 pc. 8cm bracket  
98655-391

## KIT AS 400

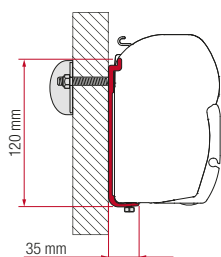
Standard for awnings from 450 to 500cm

2 pcs. 40cm brackets  
1 pc. 12cm bracket  
98655-390

## KIT AS 400 L

Standard for awnings 550cm long

4 pcs. 40cm brackets  
98655-393



## ADAPTER AS 300

1 pc. 300cm bracket  
98655-503

## ADAPTER AS 350

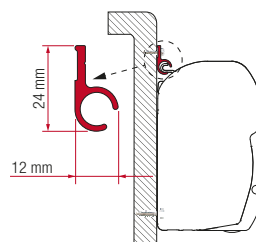
1 pc. 350cm bracket  
98655-504

## ADAPTER AS 400

1 pc. 400cm bracket  
98655-505

## ADAPTER AS 450

1 pc. 450cm bracket  
98655-928



## RAIL

1 pc. 300cm Rail  
02361-01A

1 pc. 400cm Rail  
02361-01C

## KIT S 120

1 pc. 12cm bracket  
98655-392

## KIT S 400

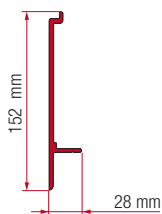
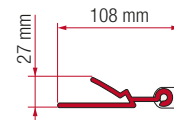
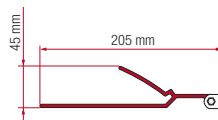
1 pc. 40cm bracket  
98655-381

## ADAPTER B

02096-01-

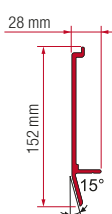
## ADAPTER C

02097-01-



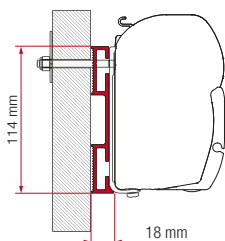
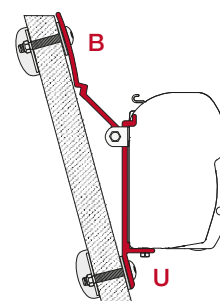
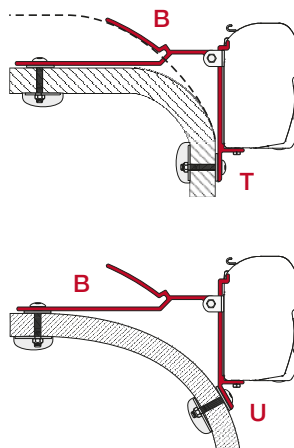
## ADAPTER T

02437-01-



## ADAPTER U

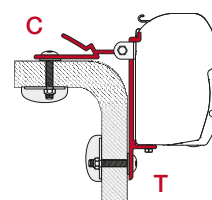
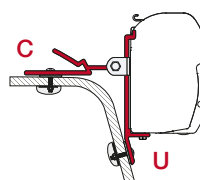
02437A01-



## ADAPTER D

1 pc. 8cm bracket  
98655-021

1 pc. 12cm bracket  
98655-022

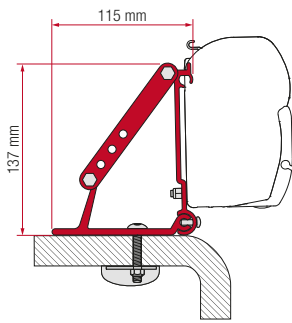


# Adapters F45 / F70

● black finish brackets

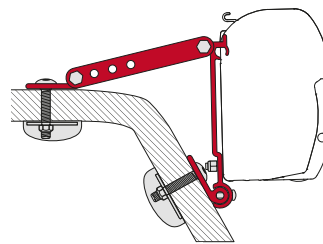
\* for right hand drive

\*\* for left and right hand drive



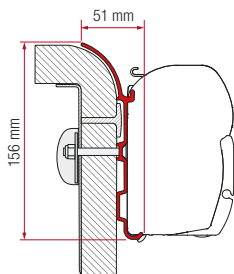
## KIT ROOF ADAPTER

3 pcs. 8cm brackets  
98655-316



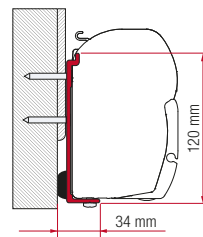
## KIT WALL ADAPTER

3 pcs. 8cm brackets  
98655-318



## KIT BÜRSTNER

2 pcs. 12cm brackets  
1 pc. 8cm bracket  
98655-749

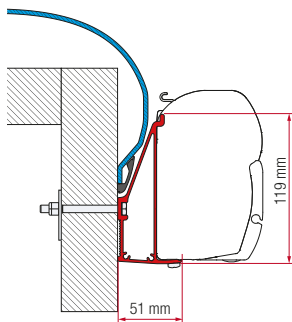


## KIT FLEURETTE

1 pc. 8cm bracket  
2 pcs. 12cm brackets  
98655-082

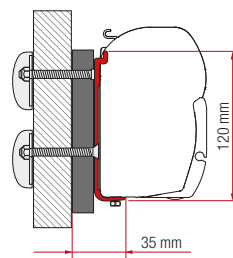
## ADAPTER BÜRSTNER

1 pc. 450cm bracket  
98655-661



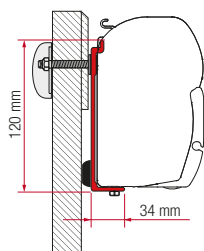
## ADAPTER ARCA

1 pc. 400cm bracket  
98655-852



## KIT DETHLEFFS GLOBEBUS

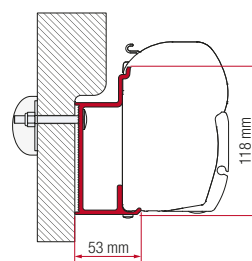
3 pcs. 12cm brackets  
98655-730



## KIT CHALLENGER - CHAUSSON

*Eden Allegro*

2 pcs. 8cm brackets  
1 pc. 40cm bracket  
98655-258

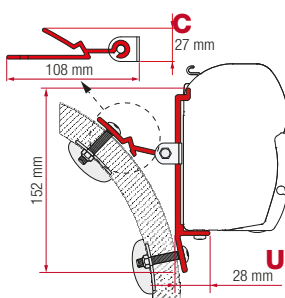


## ADAPTER EURA MOBIL KARMANN

1 pc. 350cm bracket  
98655-764

1 pc. 400cm bracket  
98655-765

1 pc. 450cm bracket  
98655-766

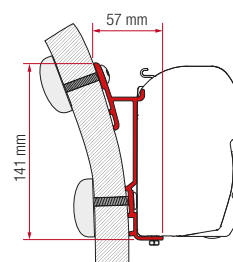


## KIT HYMER S

Pls. order:

3 pcs. 8cm brackets  
02097-01- (1 pc.)

3 pcs. 8cm brackets  
02437A01- (1 pc.)



## ADAPTER HYMER S-E KLASSE

*Hymermobile S,  
Klasse 650, 740, 820,  
Esterel from 2007*

1 pc. 400cm bracket  
98655-249

1 pc. 450cm bracket  
98655-250

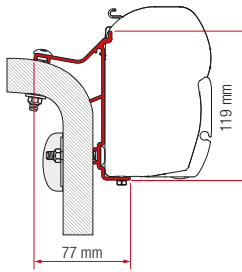


# Adapters F45 / F70

● black finish brackets

\* for right hand drive

\*\* for left and right hand drive



## ADAPTER HYMER VAN/B2

*Hymermobile B, Classic B, Klasse, Starline*

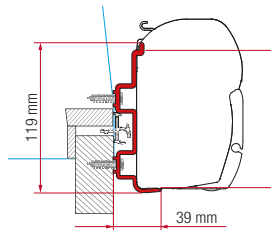
1 pc. 350cm bracket  
98655-244

1 pc. 400cm bracket  
98655-245

1 pc. 450cm bracket  
98655-246

## KIT HYMER VAN/B2

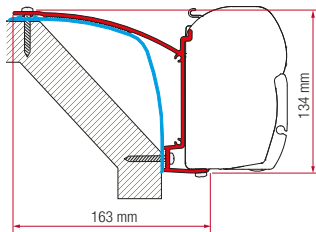
2 pcs. 8cm brackets  
2 pcs. 35cm brackets  
98655-243



## ADAPTER HYMER EXSIS

*Before 2005*

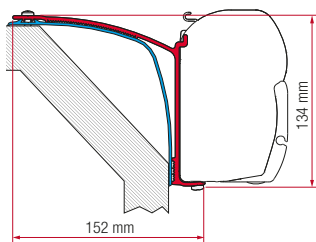
1 pc. 300cm bracket  
98655-688



## KIT LAIKA ECOVIP 07

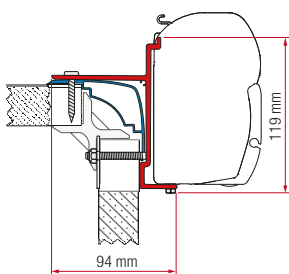
*For awnings from 4m*

3 pcs. 15cm brackets  
98655-467



## KIT LAIKA REXOSLINE - ECOVIP 07 - KREOS 09

3 pcs. 15cm brackets  
98655-418

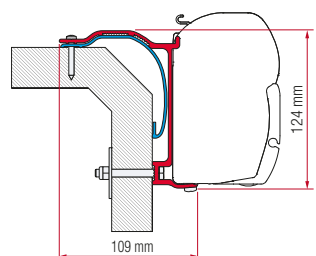


## KIT LAIKA ECOVIP - BÜRSTNER - HOBBY

3 pcs. 15cm brackets  
1 pc. 12cm bracket  
98655-357

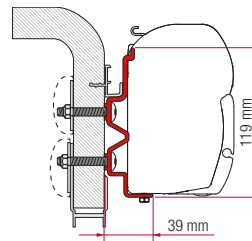
## ADAPTER LAIKA ECOVIP

1 pc. 390cm bracket  
98655-469



## KIT LAIKA X

3 pcs. 15cm brackets  
98655-761



## ADAPTER HYMERCAMP

*Hymercamp Swing, Starline, Hobby Van, Caravan Hobby 09*

1 pc. 300cm bracket  
98655-277

1 pc. 350cm bracket  
98655-276

1 pc. 400cm bracket  
98655-274

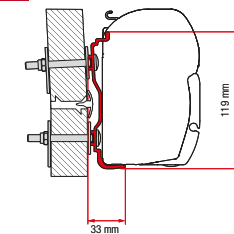
1 pc. 450cm bracket  
98655-275

1 pc. 500cm bracket  
98655-273

## KIT HYMERCAMP

3 pcs. 12cm brackets  
98655-278

**new**



## ADAPTER HYMER >2016

*After 2016*

1 pc. 300cm bracket  
98655Z060

1 pc. 350cm bracket  
98655Z061

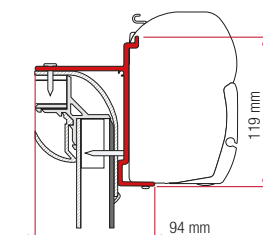
1 pc. 400cm bracket  
98655Z062

1 pc. 450cm bracket  
98655Z063

1 pc. 500cm bracket  
98655Z064

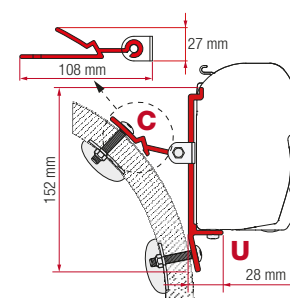
## KIT HYMER >2016

3 pcs. 12cm brackets  
98655Z059



## KIT PILOTE EXPLORATEUR

3 pcs. 15cm brackets  
98655-729



## KIT VOYAGEUR

Pls. order:

3 pcs. 8cm brackets  
02097-01- (1 pc.)

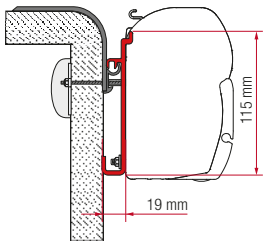
3 pcs. 8cm brackets  
02437A01- (1 pc.)

# Adapters F45 / F70

● black finish brackets

\* for right hand drive

\*\* for left and right hand drive

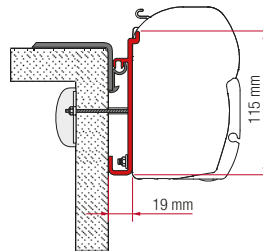


## ADAPTER RAPIDO

Fiat 708F, 710F, 740F,  
Fiat Garage 660, 770F, 772F,  
Mercedes 749M, 779M

1 pc. 350cm bracket  
98655-398

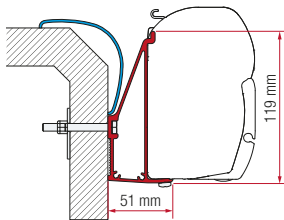
1 pc. 400cm bracket  
98655-399



## KIT RAPIDO SERIE 7 - 8

Fiat 860F, Fiat Garage  
860F-870F 890F

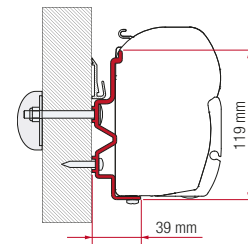
2 pcs. 8cm brackets  
1 pc. 100cm bracket  
98655-222



## ADAPTER RAPIDO SERIE 6

1 pc. 350cm bracket  
98655-895

1 pc. 400cm bracket  
98655-896



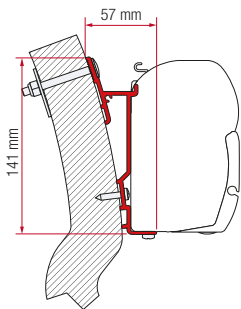
## ADAPTER RAPIDO SERIE 9dF - 9M- 10

After 2011

1 pc. 350cm bracket  
98655-916

1 pc. 400cm bracket  
98655-917

1 pc. 450cm bracket  
98655-918



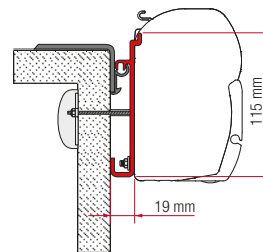
## ADAPTER WINGAMM OASI

After 2006

1 pc. 230cm bracket  
98655-929

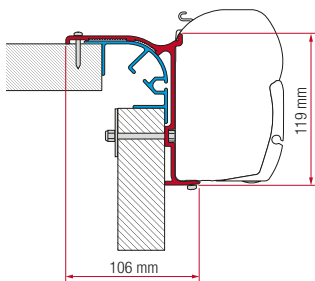
1 pc. 300cm bracket  
98655-930

1 pc. 350cm bracket  
98655-931



## KIT RAPIDO SERIE 9

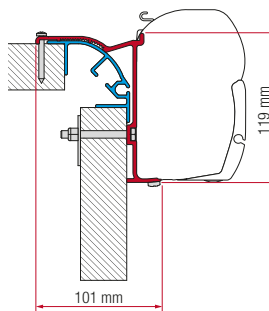
2 pcs. 8cm brackets  
2 pcs. 12cm brackets  
98655-223



## KIT BAILEY MK 1

After 2011 before 2013

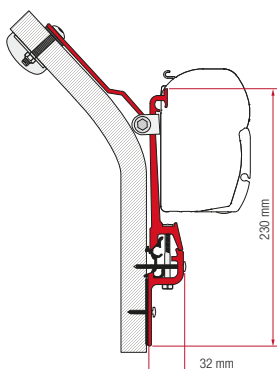
3 pcs. 15cm brackets  
98655-879



## KIT BAILEY MK 2

After 2014

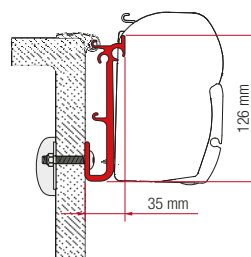
3 pcs. 15cm brackets  
98655-946



## KIT ERIBA TOURING

Before 06/2013

3 pcs. 8cm brackets  
98655-283



## KIT CARAVAN

3 pcs. 13cm brackets  
98655-252

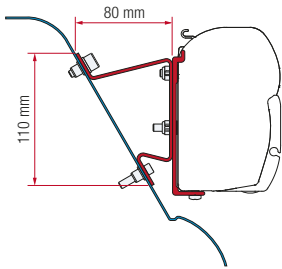


# Adapters F45 / F70

● black finish brackets

\* for right hand drive

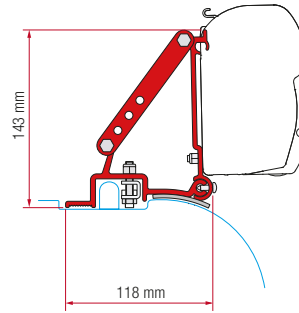
\*\* for left and right hand drive



## KIT MERCEDES SPRINTER H3 SPRINTER H3 WESTFALIA VW CRAFTER H3

After 2006

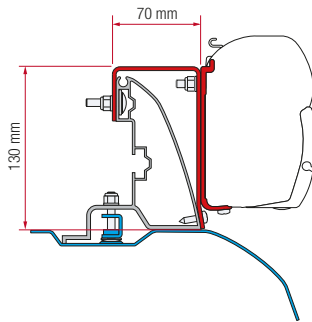
3 pcs. 8cm brackets  
98655-591



## KIT FIAT DUCATO H2 CITROËN JUMPER H2 PEUGEOT BOXER H2

After 2006

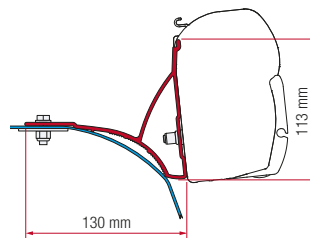
2 pcs. 8cm brackets  
98655-755



## KIT FIAT DUCATO H2 ROOF RAIL Alu-line Style

After 2006

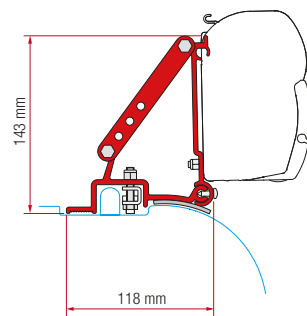
3 pcs. 12cm brackets  
98655-625



## KIT FIAT DUCATO with ROOF RACK

After 2006

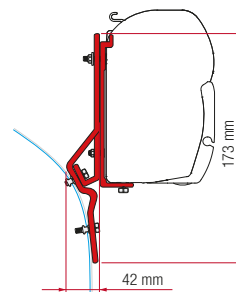
3 pcs. 12cm brackets  
98655-485



## KIT FIAT DUCATO H2 CITROËN JUMPER H2 PEUGEOT BOXER H2

After 1994 before 2006

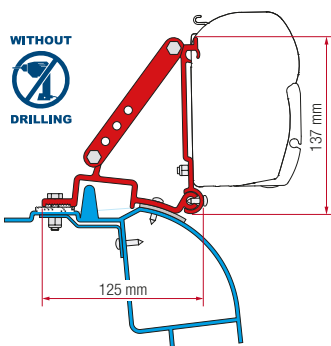
2 pcs. 8cm brackets  
98655-680



## KIT FIAT DUCATO RENAULT MASTER

Iveco 35C13 City (Fiat New Daily)  
Renault Master after March 1998  
Ducato after 1984

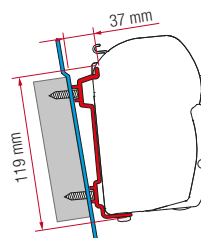
2 pcs. 14cm brackets  
98655-286



## KIT RENAULT MASTER H2 OPEL MOVANO H2 NISSAN INTERSTAR H2

After 1998 before 2010

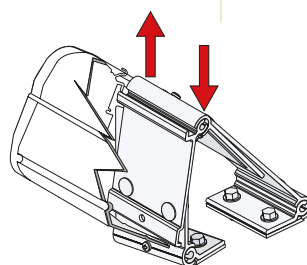
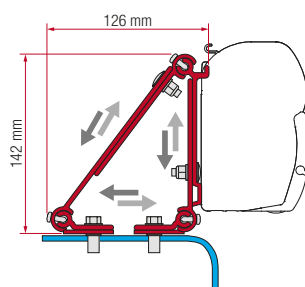
3 pcs. 8cm brackets  
98655-681



## KIT FORD TRANSIT

H2 before 2006  
H3 after 2015

2 pcs. 40cm brackets  
98655-741



## KIT MULTI

The only modular bracket fitted to compensate the curved roof of the vehicle.

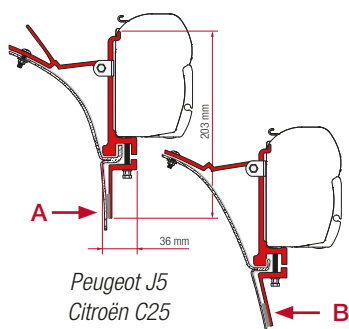
Renault Master 98, Fiat Ducato, Citroën Jumper, Peugeot Boxer  
1 pc. 8cm bracket  
98655-011

# Adapters F45 / F70

● black finish brackets

\* for right hand drive

\*\* for left and right hand drive



Peugeot J5  
Citroën C25  
Fiat Ducato  
before 1994

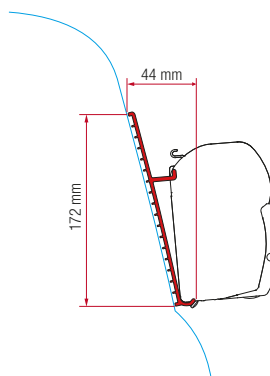
Ford Transit  
Mercedes Sprinter  
208 D KB

## KIT VAN

For awnings up to 3.50 m long

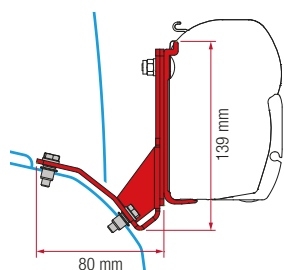
2 pcs. 8cm brackets  
98655-017

Both A and B brackets  
are delivered as standard  
with the kit.



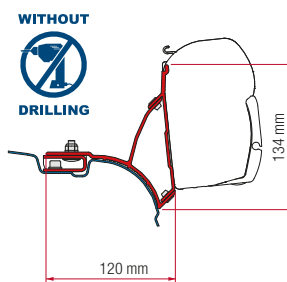
## KIT FIBERGLASS ROOF

2 pcs. 40cm brackets  
98655-744



## KIT FIAT DUCATO H2 Lift Roof HYMERCAR PÖSSL Lift Roof

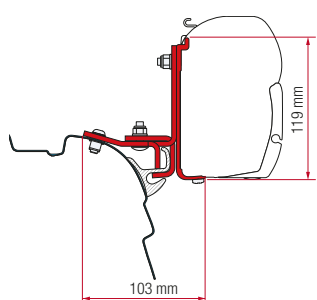
3 pcs. 12cm brackets  
98655Z028



## KIT VW T5/T6 Multivan Transportern After 2003

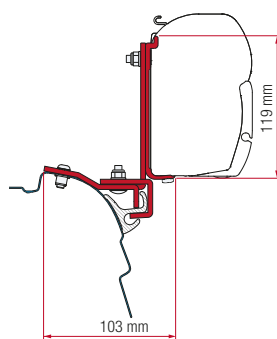
2 pcs. 21,5cm brackets  
98655-647

\* 98655-648



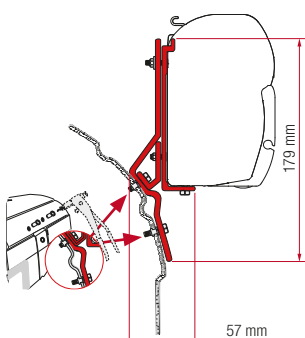
## KIT BRANDRUP VW T5/T6

2 pcs. 12cm brackets  
98655-627



## KIT MULTIRAIL REIMO VW T5/T6

2 pcs. 12cm brackets  
98655-590



## KIT VW T4 VW T4 Lift Roof

After 1991 before 2003

2 pcs. 14cm brackets  
98655-292



## KIT BRANDRUP VW T4 Reimo Multirail

2 pcs. 8cm brackets  
98655Z011

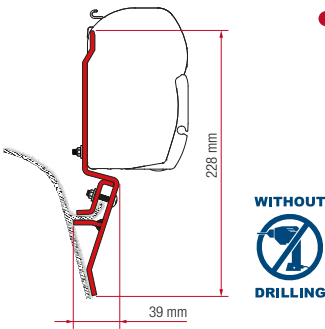


# Adapters F45 / F70

● black finish brackets

\* for right hand drive

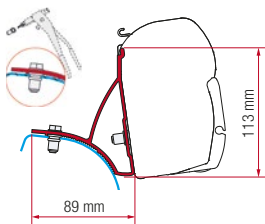
\*\* for left and right hand drive



## ● KIT VW T3

*After 1980 before 1991*

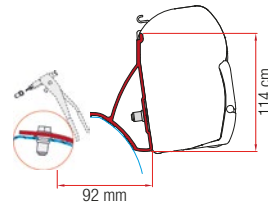
2 pcs. 8cm brackets  
98655-035



## KIT RENAULT TRAFIC OPEL VIVARO NISSAN PRIMASTAR

*After 2001 before 2015*

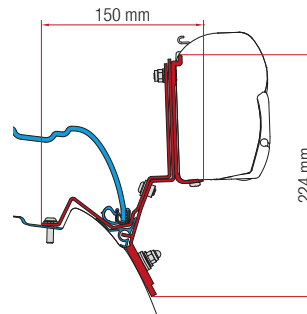
2 pcs. 16cm brackets  
98655-854



## KIT RENAULT TRAFIC OPEL VIVARO NISSAN NV300 FIAT TALENTO

*After 2015*

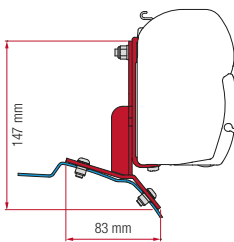
2 pcs. 16cm brackets  
98655Z021



## KIT V CLASS MARCO POLO

*After 2014 -  
Not suitable for Marco Polo  
with electric roof*

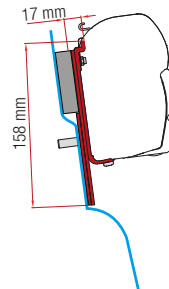
1 pc. 12cm bracket  
1 pc. 13cm bracket  
98655Z022



## ● KIT FORD CUSTOM

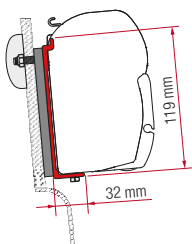
*Attention: opening/closing  
operations of the awning must  
be performed with the sliding  
door closed. Only for use with the  
awning F45s 2.60m*

2 pcs. 12cm brackets  
\*\* 98655Z025



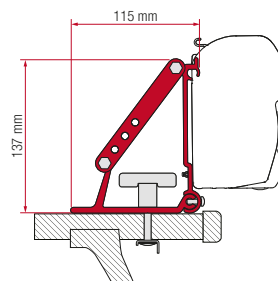
## KIT FORD CUSTOM NUGGET

2 pcs. 12cm brackets  
98655Z023



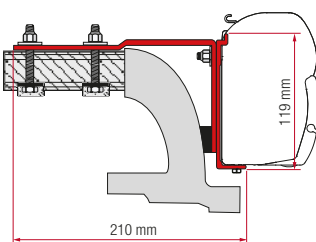
## KIT HIGH ROOF ADAPTER WESTFALIA

2 pcs. 12cm brackets  
98655-317



## KIT AUTO

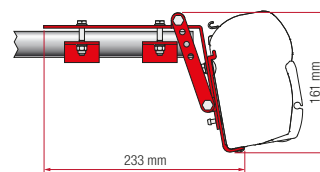
2 pcs. 8cm brackets  
98655-310



## KIT MERCEDES VITO

*Before 2004*

2 pcs. 14cm brackets  
98655-284



## KIT ROOF RAIL

*Rail max width 5,5cm  
Min. 2 Kits to install an awning*

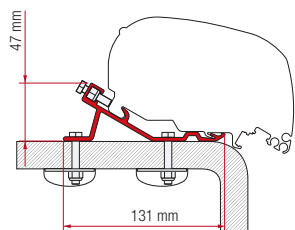
1 pc. 12cm bracket  
98655-770

# Adapters F80 / F65

● black finish brackets

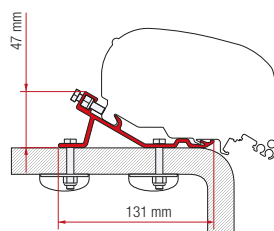
\* for right hand drive

\*\* for left and right hand drive



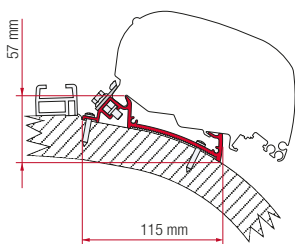
## KIT STANDARD

3 pcs. 20cm brackets  
98655-855



## ADAPTER STANDARD F65 EAGLE 400

1 pc. 400cm bracket  
98655-969



## ADAPTER CARTHAGO CHIC

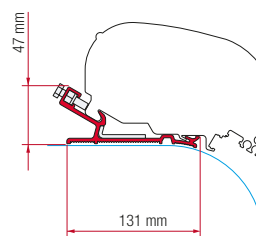
### RAPIDO i80 - i90

*Before 2015*

1 pc. 400cm bracket  
98655-736

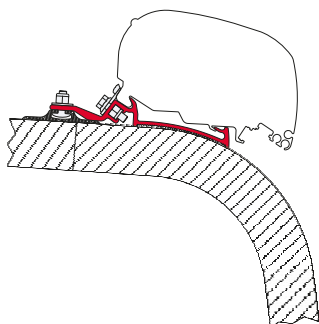
1 pc. 450cm bracket  
98655-737

1 pc. 490cm bracket  
98655-738



## KIT AUTOCRUISE

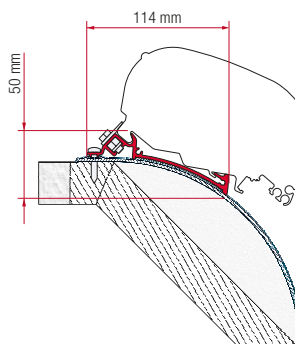
3 pcs. 15cm brackets  
98655-420



## KIT GIOTTILINE - FENDT

*for Genetics / Graal*

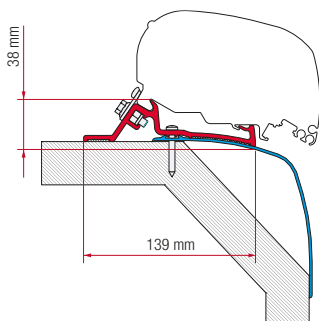
3 pcs. 15cm brackets  
98655-725



## KIT LAIKA KREOS 05

*After 2005*

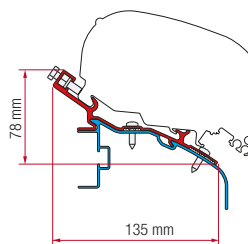
3 pcs. 15cm brackets  
98655-698



## KIT LAIKA REXOSLINE

### LAIKA KREOS 09

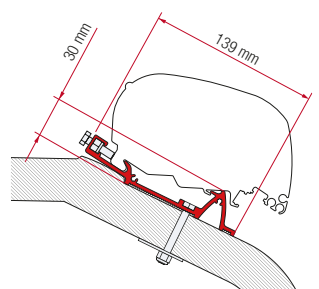
4 pcs. 15cm brackets  
98655-419



## ADAPTER ELDDIS

1 pc. 370cm bracket  
98655-629

1 pc. 400cm bracket  
98655-630



## ADAPTER LMC - TEC

1 pc. 290cm bracket  
98655-773

1 pc. 340cm bracket  
98655-774

1 pc. 370cm bracket  
98655-775

1 pc. 400cm bracket  
98655-776



# Adapters F80 / F65

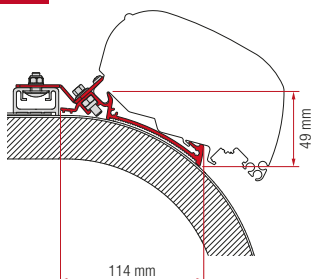
● black finish brackets

\* for right hand drive

\*\* for left and right hand drive



new



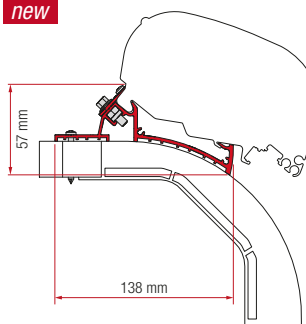
## ADAPTER RAPIDO DISTINCTION

1 pc. 400cm bracket  
98655Z080

1 pc. 450cm bracket  
98655Z081

1 pc. 490cm bracket  
98655Z082

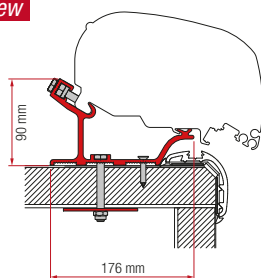
new



## KIT ARCA MOBILVETTA K-YACHT

3 pcs. 15cm brackets  
98655Z079

new



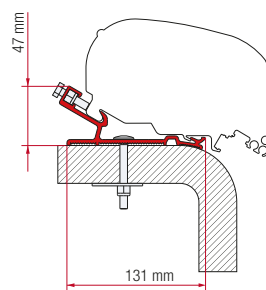
## KIT CARTHAGO MALIBU

1 pc. 340cm bracket  
98655Z083

1 pc. 400cm bracket  
98655Z084

1 pc. 450cm bracket  
98655Z085

1 pc. 490cm bracket  
98655Z086



## ADAPTER HYMER

1 pc. 290cm bracket  
98655-932

1 pc. 320cm bracket  
98655-933

1 pc. 340cm bracket  
98655-934

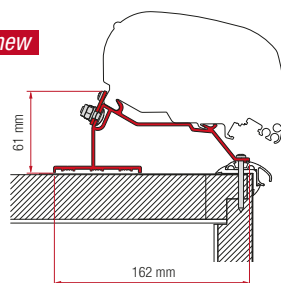
1 pc. 370cm bracket  
98655-935

1 pc. 400cm bracket  
98655-936

1 pc. 450cm bracket  
98655-937

1 pc. 490cm bracket  
98655-938

new



## ADAPTER CARAVAN ROOF

*Dethleffs, Fendt, LMC, Trigano*

1 pc. 290 cm bracket  
98655Z067

1 pc. 320 cm bracket  
98655Z068

1 pc. 340 cm bracket  
98655Z069

1 pc. 370 cm bracket  
98655Z070

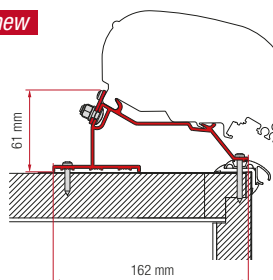
1 pc. 400 cm bracket  
98655Z071

1 pc. 425 cm bracket  
98655Z072

1 pc. 450 cm bracket  
98655Z073

1 pc. 500 cm bracket  
98655Z074

new



## KIT CARAVAN ROOF

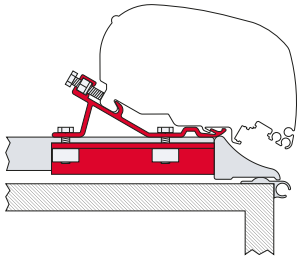
3 pcs. 100 cm brackets  
98655Z066

# Adapters F80 / F65

● black finish brackets

\* for right hand drive

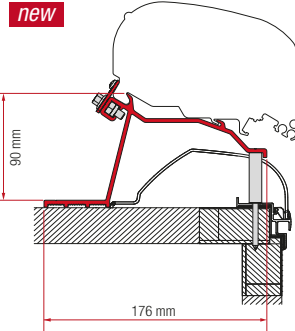
\*\* for left and right hand drive



## KIT FIXING-BAR

Only for use with  
Fixing Bar Pro L (98655-295)

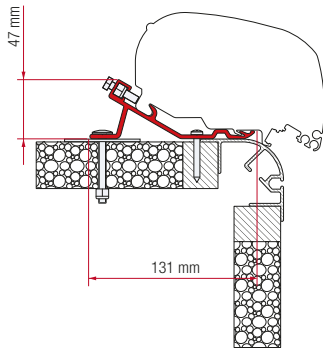
3 pcs. 20cm brackets  
98655-384



## KIT HOBBY CARAVAN

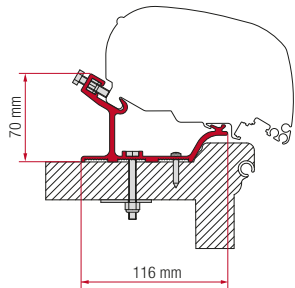
After 2014

2 pcs. 27cm brackets  
2 pcs. 60cm brackets  
98655Z065



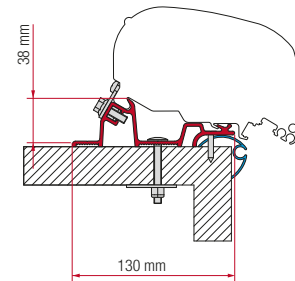
## KIT BAILEY

3 pcs. 25cm brackets  
98655-939



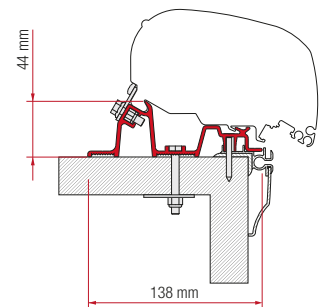
## KIT HOBBY EASY HOBBY ONTOUR ADRIA ADORA

2 pcs. 50cm brackets  
2 pcs. 30cm brackets  
98655-949



## KIT CARAVAN STANDARD

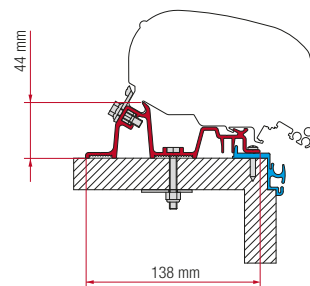
2 pcs. 50cm brackets  
2 pcs. 30cm brackets  
98655-657



## KIT CARAVAN HOBBY

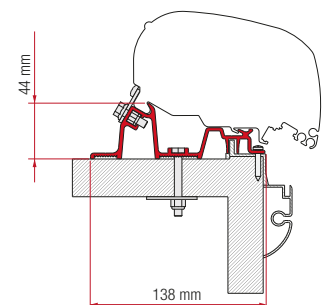
After 2009

2 pcs. 50cm brackets  
2 pcs. 30cm brackets  
98655-921



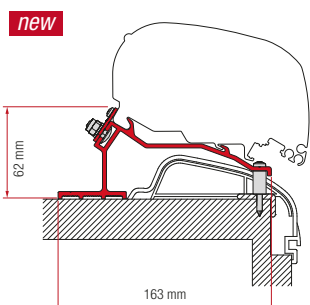
## KIT HOBBY EXCELLENT

2 pcs. 50cm brackets  
2 pcs. 30cm brackets  
98655-662



## KIT HOBBY PREMIUM

2 pcs. 50cm brackets  
2 pcs. 30cm brackets  
98655-628



## KIT HOBBY PREMIUM & ONTOUR

After 2012

2 pcs. 25cm brackets  
2 pcs. 50cm brackets  
98655Z089



# Adapters F80 / F65

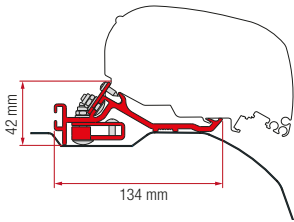
● black finish brackets

\* for right hand drive

\*\* for left and right hand drive



new



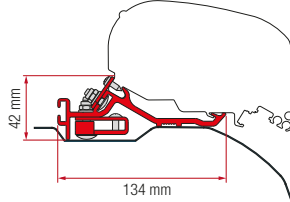
\*\* KIT FIAT DUCATO H2  
CITROËN JUMPER H2  
PEUGEOT BOXER H2  
After 2006 for L4  
**Low profile bracket** only for F80s

2 pcs. 26cm brackets  
1 pc. 12cm bracket  
98655Z093



Brackets standard equipped with 400 cms of rubber seal

new



\*\* KIT FIAT DUCATO H2  
CITROËN JUMPER H2  
PEUGEOT BOXER H2  
After 2006 for L2 and L3  
**Low profile bracket** only for F80s

1 pc. 20cm bracket  
1 pc. 15cm bracket  
1 pc. 12cm bracket  
98655Z091

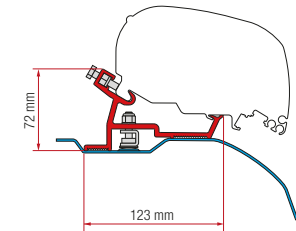


● 98655Z092

Brackets standard equipped with 300 cms of rubber seal. For F80s 370 awning install also the Kit Rain Guard F80 50 optional (see page 78-79)

\*\* KIT FIAT DUCATO H2  
CITROËN JUMPER H2  
PEUGEOT BOXER H2  
After 2006, suitable for L4  
For F80s and F65s

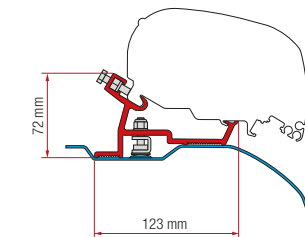
2 pcs. 26cm brackets  
1 pc. 12cm bracket  
98655-904



Brackets standard equipped with 400 cms of rubber seal

\*\* KIT FIAT DUCATO H2  
CITROËN JUMPER H2  
PEUGEOT BOXER H2  
After 2006, suitable for L2 and L3  
For F80s and F65s

1 pc. 20cm bracket  
1 pc. 15cm bracket  
1 pc. 12cm bracket  
98655-745

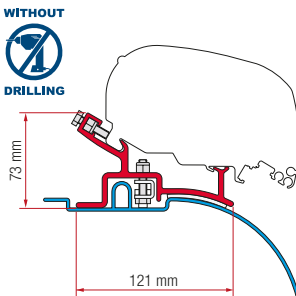


● 98655Z012

Brackets standard equipped with 300 cms of rubber seal. For F80s /F65s 370 awning install also the Kit Rain Guard F80 50 optional (see page 78-79)

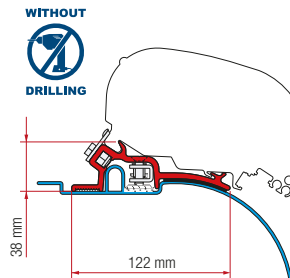
KIT FIAT DUCATO H2  
CITROËN JUMPER H2  
PEUGEOT BOXER H2  
After 1994 - before 2006  
High profile bracket

2 pcs. 20cm brackets  
98655-373



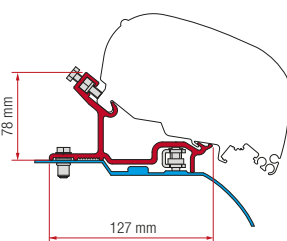
KIT FIAT DUCATO H2  
CITROËN JUMPER H2  
PEUGEOT BOXER H2  
After 1994 - before 2006  
Low profile bracket

2 pcs. 20cm brackets  
98655-693



KIT FIAT DUCATO H3  
CITROËN JUMPER H3  
PEUGEOT BOXER H3  
After 2006

1 pc. 20cm bracket  
1 pc. 25cm bracket  
1 pc. 35cm bracket  
98655-656

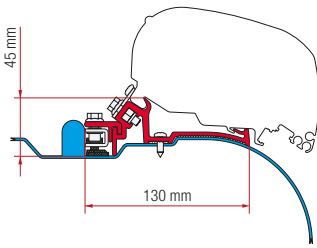


# Adapters F80 / F65

● black finish brackets

\* for right hand drive

\*\* for left and right hand drive



## KIT IVECO DAILY H2

After 2005 before 2015

2 pcs. 15cm brackets  
1 pc. 20cm bracket  
98655-733



## KIT RENAULT MASTER H2

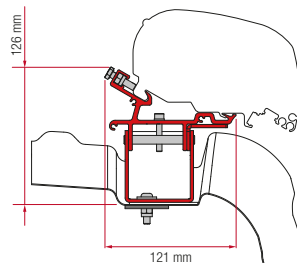
OPEL MOVANO H2

NISSAN INTERSTAR H2

After 1998 before 2010

2 pcs. 29cm brackets  
1 pc. 12cm bracket  
98655-468

new



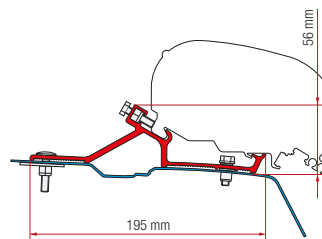
## \* KIT VW CRAFTER / MAN

L3 H3 without Roof Rail

After 2017

2 pcs. 20cm brackets  
1 pc. 32cm bracket  
Item No. 98655Z043

\* Item No. 98655Z058



## KIT RENAULT MASTER H2

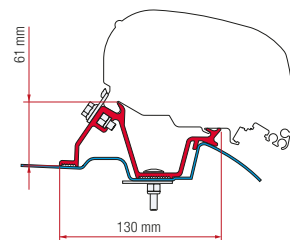
OPEL MOVANO H2

NISSAN NV400 H2

After 2010

1 pc. 12cm bracket  
1 pc. 44cm bracket  
1 pc. 64cm bracket  
98655-881

For VW Crafter L3/H3 pls choose the F80s 320cm long



## ADAPTER F65 EAGLE 400

SPRINTER H2

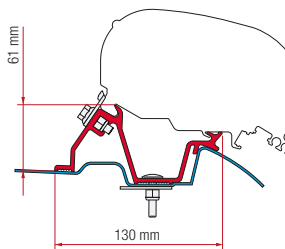
After 2006

## VW CRAFTER

After 2006 before 2016

1 pc. 400cm bracket  
98655-768

\* 98655Z010



## KIT VW CRAFTER H2

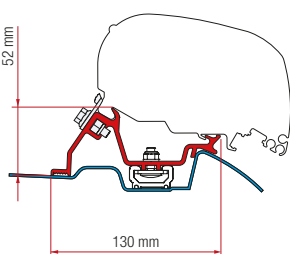
After 2006 before 2016

## MERCEDES SPRINTER H2

After 2006

1 pc. 12cm bracket  
1 pc. 53cm bracket  
1 pc. 60cm bracket  
98655-746

\* 98655-889

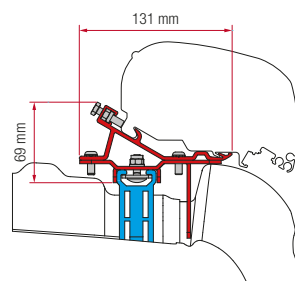


## KIT MERCEDES SPRINTER

with roof rail

After 2006

2 pcs. 40cm brackets  
1 pc. 12cm bracket  
98655-772



## KIT VW CRAFTER / MAN

with roof rail

After 2017

1 pc. 20cm bracket  
1 pc. 30cm bracket  
1 pc. 40cm bracket  
98655Z036

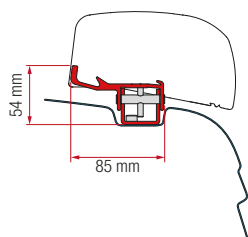


# Adapters F40van

● black finish brackets

\* for right hand drive

\*\* for left and right hand drive

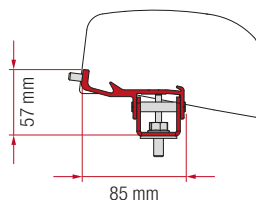


## ● KIT VWT5 / T6

After 2003

1 pc. 20cm bracket  
1 pc. 25cm bracket  
98655Z030

\* 98655Z038



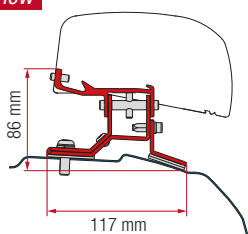
## ● KIT NISSAN NV350

After 2012

1 pc. 20cm bracket  
1 pc. 25cm bracket

\* 98655Z041

new



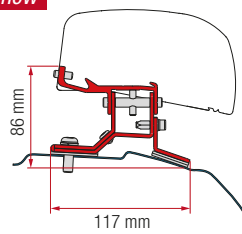
## ● KIT FORD CUSTOM L1

After 2012

1 pc. 45,5cm bracket  
1 pc. 20cm bracket  
98655Z044

\* 98655Z046

new



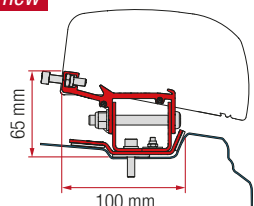
## ● KIT FORD CUSTOM L2

After 2012

1 pc. 22,5cm bracket  
1 pc. 20cm bracket

\*\* 98655Z045

new



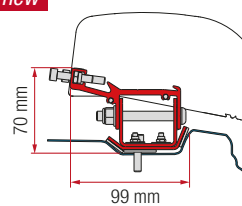
## ● KIT RENAULT TRAFIC

After 2014 for L1

2 pcs. 26cm brackets

\*\* 98655Z087

new



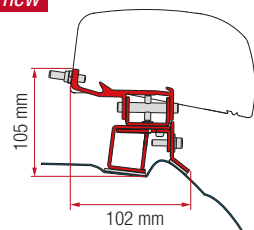
## ● KIT RENAULT TRAFIC

After 2014 for L2

2 pcs. 26cm brackets  
1 pc. 76cm bracket

\*\* 98655Z088

new



## ● KIT MERCEDES V CLASS

After 2014

1 pc. 39cm bracket  
1 pc. 22cm bracket  
98655Z078

## Kit Rain Guard F40van

### New kits for Ford Custom and Mercedes V Class

The range of brackets for the F40van awning is extended and consequently also the relative covers and rubber guard to make the awning perfectly integrated with the vehicle shape.

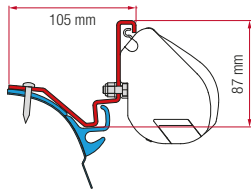
In this way the awning is more aerodynamic thanks to the covers that improve its resistance to air, and at the same time dry, thanks to the seal that prevents the passage of water that can occur between the mounting bracket and the roof of the vehicle. Details at pages 78/79.

# Adapters F35pro

● black finish brackets

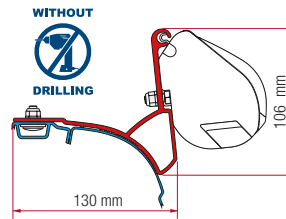
\* for right hand drive

\*\* for left and right hand drive



## ● KIT VW T6 KEPLER For L2

2 pcs. 10cm brackets  
98655Z033

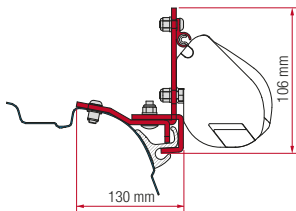


## KIT VW T5/T6 MULTIVAN TRANSPORTER

After 2003

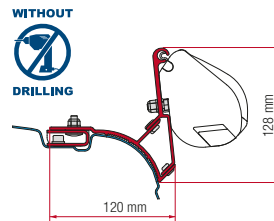
Installation on rail.  
For the Transporter version  
the rail is optional: contact  
the VW dealer to obtain the rail.

2 pcs. 12cm brackets  
98655-747



## KIT MULTIRAIL REIMO VW T5/T6

2 pcs. 8cm brackets  
98655-948

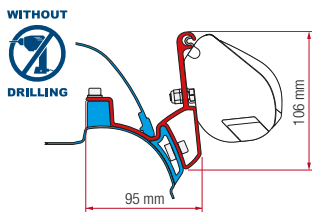


## KIT VW T5/T6 MULTIVAN TRANSPORTER

After 2003

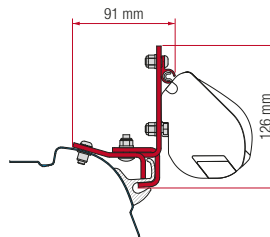
2 pcs. 21,5cm brackets  
98655Z004

\* 98655Z005



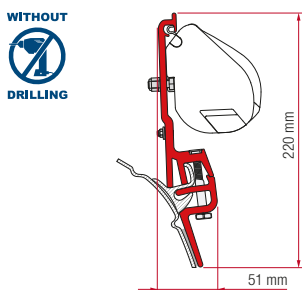
## KIT VW T5/T6 CALIFORNIA After 2003

2 pcs. 12cm brackets  
98655-748



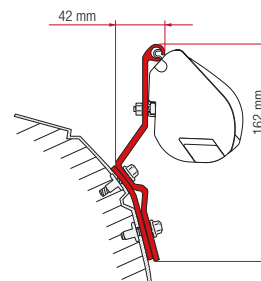
## KIT BRANDRUP VW T5/T6

2 pcs. 8cm brackets  
98655-658



## KIT BRANDRUP VW T4 Reimo Multirail

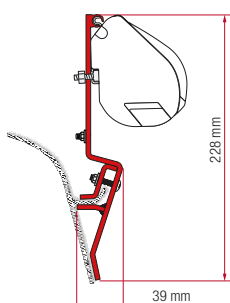
2 pcs. 8cm brackets  
98655Z011



## ● KIT VW T4 LIFT ROOF

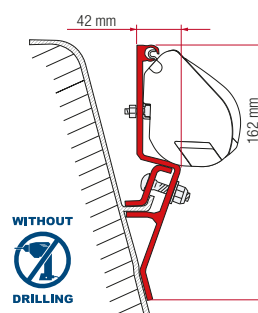
After 1991 before 2003

2 pcs. 8cm brackets  
98655-111



## ● KIT VW T3 Lift Roof After 1980 before 1991

2 pcs. 8cm brackets  
98655Z055



## ● KIT VW T3

After 1980 before 1991

2 pcs. 8cm brackets  
98655-114

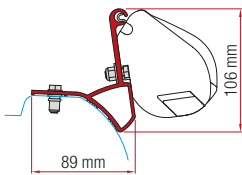


# Adapters F35pro

● black finish brackets

\* for right hand drive

\*\* for left and right hand drive

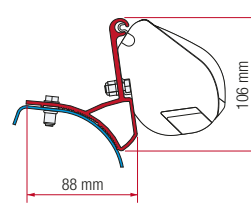


## KIT RENAULT TRAFIC / RAPIDO MIRANDE S OPEL VIVARO / FIAT TALENTO / NISSAN NV300

After 2015

2 pcs. 12cm brackets

98655Z020

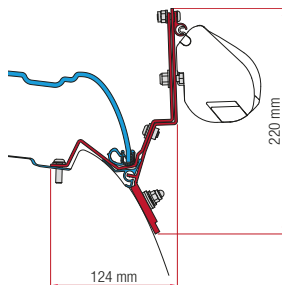


## KIT RENAULT TRAFIC OPEL VIVARO NISSAN PRIMASTAR

After 2001 before 2014

2 pcs. 12cm brackets

98655-893



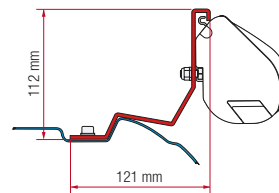
## KIT V CLASS MARCO POLO

After 2014 - Not suitable for  
Marco Polo with electric roof

1 pc. 12cm bracket

1 pc. 13cm bracket

98655Z022



## ● KIT MERCEDES VIANO, V CLASS, VITO MARCO POLO

Mercedes Viano after 2004  
before 2014

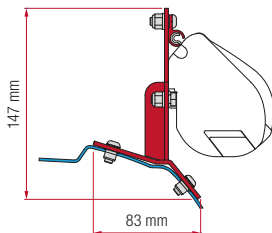
- Mercedes Class V after 2014

- Mercedes Vito after 2004

- Marco Polo after 2004 before  
2014 only with manual roof

2 pcs. 13cm brackets

98655-887

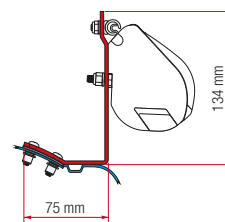


## KIT FORD CUSTOM

Attention:  
opening/closing operations of the  
awning must be performed with  
the sliding door closed

2 pcs. 11cm brackets

\*\* 98655Z024

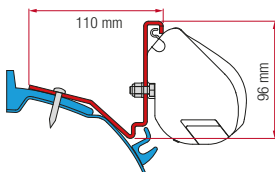


## ● KIT MERCEDES VITO VITO MARCO POLO

Before 2004

2 pcs. 8cm brackets

98655-682

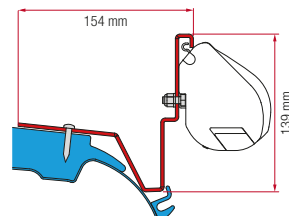


## ● KIT FORD CUSTOM CAPLAND / CAPFUN

For L2

2 pcs. 12cm brackets

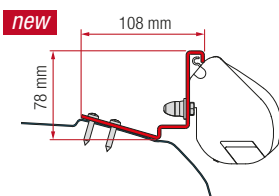
98655Z035



## ● KIT MERCEDES VITO JULES VERNE

2 pcs. 12cm brackets

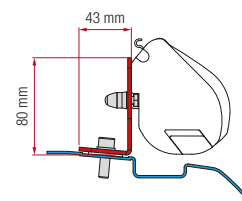
98655Z034



## ● KIT FORD CUSTOM - CAP COAST (L1-H1), CAPLAND - CAPLIFE (L2-H1)

2 pcs. 12cm brackets

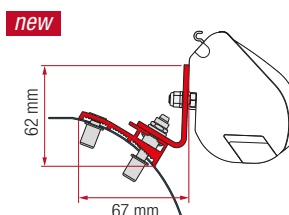
98655Z027



## ● KIT NISSAN NV200

3 pcs. 8cm brackets

98655Z026



## KIT PSA

After 2018

2 pcs. 20cm brackets

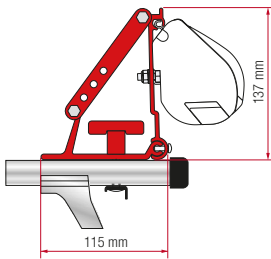
98655Z095

# Adapters F35pro / Compass

● black finish brackets

\* for right hand drive

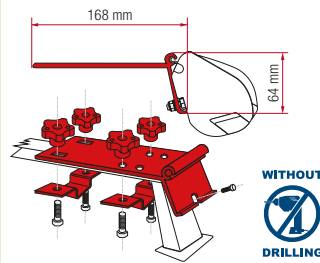
\*\* for left and right hand drive



## KIT AUTO

*Installation on Roof Rails*

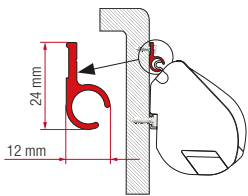
2 pcs. 8cm brackets  
98655-310



## KIT STANDARD

*Installation on Roof Rails*

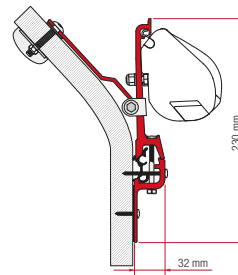
2 pcs. 8cm brackets  
98655-142



## RAIL

1 pc. 300cm Rail  
02361-01A

1 pc. 400cm Rail  
02361-01C



## KIT ERIBA TOURING

2 pcs. 8cm brackets  
98655Z009

# Adapters CaravanStore



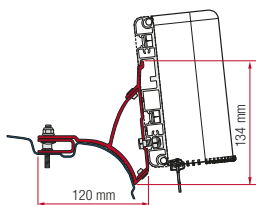
## KIT HOBBY - KNAUS CARAVANSTORE

*Supplementary kit to fix the CaravanStore on Hobby caravans, 2009 production, edition 6.*

98655-034

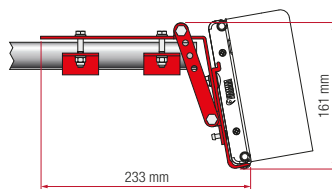


# Adapters Compass



## KIT VW T5/T6 MULTIVAN TRANSPORTER

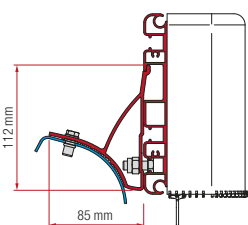
1 pc. 20cm bracket  
1 pc. 25cm bracket  
98655Z018



## KIT ROOF RAIL

*Rail max width 5,5cm  
Min. 2 Kits to install an awning*

1 pc. 12cm bracket  
98655-770



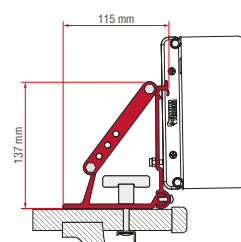
## KIT RENAULT TRAFIC

*After 2001 before 2015*

2 pcs. 16cm brackets  
98655Z031

*After 2015*

2 pcs. 16cm brackets  
98655Z032



## KIT AUTO

2 pcs. 8cm brackets  
98655-310



# FAQ - Frequently Asked Questions

## **Q - Do you have Fiamma dealers in my area?**

A - To find your nearest Fiamma dealer, visit our web page "points of sales" on [fiamma.com](http://fiamma.com) site.

## **Q - Can I purchase Fiamma accessories directly from Fiamma?**

A - No, you can't buy directly from Fiamma. However you can easily place an order to your nearest Fiamma dealer (click on "points of sale" on our web site [fiamma.com](http://fiamma.com)).

## **Q - Can I purchase Fiamma spare-parts directly from Fiamma?**

A - To buy Fiamma spare parts please address your request to your reliable dealer.

## **Q - Can I bring my products to Fiamma to get them repaired?**

A - No, we don't have a public service point but we suggest you to apply to a Fiamma dealer listed on "points of sales" on [fiamma.com](http://fiamma.com).

## **Q - How long does Fiamma warranty last and how does it work?**

A - The warranty on Fiamma products lasts 2 years. It is necessary to have the relevant invoice/receipt of your product when visiting your dealer.

## **Q- What information must I provide to the service point to order spare parts?**

A - The model of the product and its serial number (for awnings and Carry-Bikes), a copy of the relevant proof of purchase if the product is under warranty.

## **Q - Where is the S/N (Serial Number) of the awning?**

A - The S/N of the awnings is on the internal side of the leadbar (F35/CaravanStore) or on the right arm (F45/F80/F65/Eagle); in order to read it you must open the awning.

## **Q - What awning can I install on my vehicle?**

A - The choice of the awning depends on several factors: type of vehicle (motorhome, caravan, van), and type of structure. Our catalogue provides useful information to understand which is the suitable product for you. For specific information we always recommend that you consult your dealer.

## **Q - What is the difference between F45/F70 and F80/F65?**

A - The fundamental difference between these two models is that F45/F70 is suitable for installation on the wall of the vehicle while the F80/F65 on the roof of the vehicle. The choice must be made according to the shape of the vehicle; when possible (when the wall of the motorhome is flat and with no windows, etc.) is always better to choose an F45/F70.

## **Q - What is the difference between the F45/F70 awning and F35pro awning?**

A - The F45 (like the F80/F65) awning is the top of our line, high technology, with automatic opening using a crank handle. The F35pro awning has a smaller case, is less expensive and lighter and the opening/closing operation is manual, rolling the fabric in and out by hand.

## **Q - Are the installation adapters standard delivered with my awning?**

A - A standard set of adapters (Kit AS 110/120/400 o 400L) is delivered with every F45s, F70 and F45L awning. We also have many other adapter kits specially designed for specific vehicles. The F45 Eagle awnings are delivered with full length AS bracket. The CaravanStore and the F35pro can be installed in the caravan awning rail where possible, otherwise you can order separately specific adapters. The Fiamma F80/F65 awnings are always supplied without adapters as the mounting system is different depending on what type of vehicle you have, so you have to order the installation brackets separately.

## **Q - Can I equip my Fiamma awning with a 12V motor afterwards?**

A - Only the F45s, F45L and F80/F65 can be equipped with a 12V motor afterwards. CaravanStore and F35pro can not be motorized.

## **Q - Do Fiamma awnings always include a central rafter?**

A - Not always. All F45 and F80/F65 awnings from 4.00m length are standard delivered with central tension rafter with the exception of the Eagle versions. One Rafter CaravanStore (Item No. 03888-01-) is standard included in the CaravanStore 4.10m and 1 Rafter + 1 CaravanStore Support Leg in CaravanStore 4.40m. In all other awning lengths the Rafter must be acquired as an optional accessory.

## **Q - Does my awning have support legs?**

A - Yes. Support legs are included in all our awnings from 2.00m lengths onward. They are attached permanently to the awning and fold up inside the case when the awning is closed. Our Eagle awnings are self supporting and do not include support legs.

## **Q - What is the difference between fixing the support legs on the floor or on wall (using the appropriate brackets supplied as standard)?**

A - It is always necessary to use support legs when opening an awning. The only exceptions are the Eagle models, which, not having the legs, are equipped with reinforced arms and structure. Fixing the legs to the ground, with the proper pegs, or on the wall of the vehicle with the suitable brackets, are both correct methods of operation.

## **Q - For the Fiamma ZIP and CaravanStore ZIP can I buy the awning and the enclosure separately?**

A - No, ZIP versions are sold only complete. However, in special cases, you can require only the awning or only the complete closure (frontal + side panels) by replacing the complete closure of a damaged product.

## **Q - What can be used to clean my awning fabric?**

A - The best way to clean it is to use water with a cloth or a soft brush. If it is very dirty, add some degreasing detergent to the water. Make sure to rinse carefully any remaining detergent on the fabric.

## **Q - How far can I extend the awning?**

A - You can unroll the awning stopping at any distance you prefer. When the awning is fully extended, the fabric can sag lightly, just roll it back for about one turn to put it in tension again.

## **Q - Can I use my awning to protect me from the rain?**

A - The awning is meant to shelter you from the sun and moderate rain. Therefore, we recommend you close the awning in case of strong wind, heavy rain or snow. For moderate rain use the central rafter and lower one leg to allow water running off. Water pooling can stretch the fabric causing faulty closing. Be careful because the fabrics with this kind of problem are not covered by warranty.

## **Q - Can I drive when my CaravanStore is mounted?**

A - For small and longer distances, you can leave the CaravanStore mounted on the vehicle. Please consider that the vibrations can make the awning beat against the wall of the vehicle, causing noise and damaging the wall of the vehicle. Always check with the manufacturer of your caravan/motorhome.

## **Q - On which awnings can the Privacy Room be installed?**

A - Privacy Room is designed for F45s, F45L F45 Ti, F45 Ti L, F45i and F45i L awnings. F80/F65 only if installed on Fiat Ducato after 06/2006 and on Caravan.

The Privacy Room cannot be fitted on models produced before the F45 Plus and Elegance.

The Kit Privacy O (which is standard delivered with the Privacy Room) allows the installation of the Privacy Room on Omnistor 5002, 5003, 4900 and Tristor2 awnings too.

# FAQ - Frequently Asked Questions

## **Q - Can I install the Privacy Room for F45 on a motorhome with an F80/F65 mounted?**

A - Normally no, but there are rare cases in which it is possible.

## **Q - Is the Privacy Room a tent awning?**

A - No, the Privacy Room is not a tent and it needs to be mounted on an awning. The Privacy Room offers you extra space and also the possibility to sleep in it when the weather is nice. Please note that the Privacy Room is not a permanent tent and needs to be closed in case of storm and wind.

## **Q - Can the Privacy Room be used in Winter when snowing?**

A - No, it is certainly not suitable. Even a thin layer of snow causes a heavy weight on the awning. This can lead to serious damage.

## **Q - Is the installation kit standard delivered with the Privacy Room?**

A - Yes, the installation system is standard delivered with the Privacy Room (panels+aluminium structure), together with the Mega Bag (Large strong bag, suitable for transporting goods in the storage compartment or the Privacy during travelling).

## **Q - Is there a side or front panel that I can use on my awning?**

A - Yes, as an alternative to the enclosures (Privacy Room), Fiamma offers front (Blocker) and side panels (Side) in different versions and lengths.

## **Q - Can I mount Side and Blocker panels on my awning?**

A - There are many models for winch awnings (F45, F70, F80/F65) and for manual awnings (CaravanStore, F35pro).

## **Q - Which Carry-Bike can I install on my vehicle?**

A - The choice of the Carry-Bike depends on the type of vehicle (motorhome, caravan, van) and on its structure. You can find a wide range of information on this catalogue. For further information and for professional support, we suggest to consult your dealer.

## **Q - Is the rear wall of my vehicle strong enough to install a Carry-Bike?**

A - Most of the vehicles don't show any problem when mounting a Fiamma Carry-Bike, but we suggest for you to contact the dealer or the manufacturer of your vehicle in order to locate the most suitable installation points on the back of your vehicle (as they differ depending on the manufacturer).

## **Q - Can I carry electric Bikes on the Carry-Bike?**

A - The Carry-Bike Lift 77, Pro and Pro C E-Bikes, Caravan XL A Pro 200 and Active E-Bike, Mercedes V Class Lift E-Bike and the models for the garage facility are ideal for transporting electric bikes, possibly with the addition of the optional Rail Premium E-Bike.

We suggest you place the Rails Premium E-Bike near the wall of the vehicle and for you to remove the batteries of electric bikes so as to limit the weight on the wall.

In accordance with the capacity of the Carry-Bike, a maximum of 2 E-bike rails can be used, each can carry up to 30 kg.

## **Q - Can I carry my motorcycle on the Carry-Bike?**

A - Absolutely not. Fiamma Carry-Bikes have been designed for the exclusive transport of bicycles. Even if your motorcycle doesn't exceed the maximum load of the Carry-Bike, this value is calculated to uniformly distribute the weight on the structure; an excessive weight, like that of a scooter, localized on a single rail, is not allowed.

## **Q - What is the maximum speed I can travel with the carry-bike mounted?**

A - With a Fiamma Carry-Bike mounted on the vehicle you can't exceed the maximum speed of 110 km/h (for minivans) and 90 km/h for motorhomes, even if you carry only one bike.

## **Q - Can the plastic signal for protruding loads (Plastic Signal Item No. 98782-005) be used in Italy?**

A - Unfortunately a Plastic Signal is not approved in Italy and therefore it does not meet the requirements of the law. The Alu Signal (aluminium) is approved by the Italian Ministry of Transport and is therefore suitable.

## **Q - In the box of my Garage product I can't find the screws for the fixing to the floor / wall of the garage?**

A - Most of the products for garage facilities, including the Carry-Bike, are supplied without screws for fixing on walls or on the floor of the garage because their structure (thickness, materials, etc.) varies greatly depending on the model. For more information, please refer to the installation manual attached to the product.

## **Q -The roof of my vehicle has a thickness higher than 5 cm. Is there a way to install the Turbo-Vent?**

A - Yes, you can install the Turbo-Vent or the Vent thanks to a special extension (code 98683-116). However, the extension is not a cover, and then the portion of the cut roof will be visible through the rooflight.

## **Q - What Ultra-Box should I choose for my Carry-Bike?**

A - All three Ultra-Box for Carry-Bike (320, 360, 500) can be mounted on all Fiamma Carry-Bike apart for the ones with the non-aligned rails, or not centred in the Carry-Bike (VW T5 D, VW T4 D, DJ 200, 200 D, Renault Traffic D). Be careful not to exceed the maximum capacity of the bike carrier, which has to be calculated adding the weight of the Ultra-Box to the weight of its contents.

## **Q - Can I travel with the rooflight open?**

A - No, travelling with the rooflight open may damage it and it's dangerous for other motorists.

## **Q - What is the maximum distance I can have between the pump Aqua 8/F and services?**

A - Fiamma pumps can bring the water at distances superior then the ones of any existing recreational vehicle.

## **Q - What is the maximum height Aqua 8/F pump can push the water?**

A - Even in this case Fiamma pumps have a hydraulic performance that is superior to the needs of campers and motorhomes.

## **Q - What is the maximum water temperature for Aqua F and Aqua 8 pumps?**

A - The water must be at room temperature. It can't be preheated with other devices.

## **Q - What versions of Safe Door and Security can I install on my vehicle?**

A - There are no special constraints if there is enough space for the product on the external side, and for its bracket (or frames) on the inner side.

## **Q - Does Fiamma Super Kem and Super Rinse respect the environment?**

A - Of course. Fiamma chemical products don't contain formaldehyde, comply with all national and international regulations respecting the environment.



<b>A</b>	
A20	163
Adapters CaravanStore	95
Adapters Compass	95
Adapters F35pro	93-95
Adapters F45 - F70	80-86
Adapters F40van	92
Adapters F80 - F65 - F65eagle	87-91
Alu Jacks	172
Alu Signal	142
Anti Slip Plate	171
Aqua F	162
Aqua 8	163
Awning Arms LED	158
<b>B</b>	
Bidet	195
Bike Cover Caravan	143
Bike Cover Premium S / Cover S	143
Bike Frame Adapter	139
Bike-Block Pro S / Pro	138-139
Bi-Pot	192-193
Blocker / Blocker Pro	44-45
<b>C</b>	
Cable-Lock	140
CaravanStore / XL	34-35
CaravanStore Support Leg	76
CaravanStore ZIP XL	62-63
Cargo Back	145
Cargo Strap	180
Carry-Bike 200 D	127
Carry-Bike 200 DJ	126-127
Carry-Bike Backpack / 4x4	128-129
Carry-Bike Caravan Active / E-Bike	112-113
Carry-Bike Caravan Hobby	114-115
Carry-Bike Caravan Universal	114-115
Carry-Bike Caravan XL A	112-113
Carry-Bike Caravan XL A Pro	113
Carry-Bike Caravan XL A Pro 200	113
Carry-Bike Caravan XL A Pro 200 / E-Bike	113
Carry-Bike CL	106-107
Carry-Bike Ducato Frame	125
Carry-Bike E-Bikes	102-103
Carry-Bike Ford Custom	122-123
Carry-Bike Ford Transit	123
Carry-Bike Garage Plus	130-131

Carry-Bike Garage Slide Pro Bike	131
Carry-Bike Garage Standard	130-131
Carry-Bike L80	111
Carry-Bike Lift 77 / E-Bike	108-109
Carry-Bike Mercedes Viano	120-121
Carry-Bike Mercedes Vito	120-121
Carry-Bike Mercedes V Class	120-121
Carry-Bike O. Vivaro / R. Trafic	122-123
Carry-Bike Pro / Pro C / Pro M	104-105
Carry-Bike Pro Autotrail	110-111
Carry-Bike Pro C Knaus	111
Carry-Bike Pro Hymer - Dethleffs	110-111
Carry-Bike Renault Trafic D	123
Carry-Bike Simple Plus 200	115
Carry-Bike Trigano - CI	111
Carry-Bike UL / UL 48	106-107
Carry-Bike VW Caddy	118-119
Carry-Bike VW Crafter Frame	124
Carry-Bike VW T2	119
Carry-Bike VW T3 (T25)	119
Carry-Bike VW T4 / T4 D	118-119
Carry-Bike VW T5 Pro / T5	116-117
Carry-Bike VW T6 Pro / T6	116-117
Carry-Bike VW T5 D / T6 D	118-119
Carry-Dog	176
Carry-Moto / Pro	132-133
Carry-Ramp	133
Chock Level	171
Clean Step	173
Compass	38-39
Cover Premium	196
Cover Top	196
Coverglas XL Ducato	197
Crank Handle	74
Curtains Kit Smoke	76
<b>D</b>	
Deluxe	186-188
Dispenser	195
Door Holder	199
Door Pole	75
Drip Stop	198
Duo-Safe Pro	183
Dust Guard	141
<b>E</b>	
Easy Dry	145

<b>F</b>	
F35pro	36-37
F40van	32-33
F45eagle	24
F45L	22-23
F45s	16-17
F45s VW T5/T6	18
F45s PSA	19
F65eagle	30-31
F65L	28-29
F70	20-21
F80s	26-27
Fiamma ZIP	60-61
Fix Organizer	174-175
Fixing-Bar Carry-Bike	141
Fixing-Bar Pro L	191
Fixing-Bar Rail	190-191
<b>G</b>	
Garage Bars	178
Garage Box	177
Garage Carry-Rail	179
Garage Pack / Plus	131
Garage System	177
Grip System	170
<b>K</b>	
Kit Adapter T5 to T6 / T5 pro to T6 pro	117
Kit Awning Hangers	73
Kit Awning LED	158
Kit Awning Pegs	70
Kit Awning Plate	70
Kit Cables Guide / Rail	158
Kit Dethleffs	110
Kit Eye	178
Kit Frame Cargo Back	145
Kit Garage Wall Brackets	177
Kit LED Awning Case 50	159
Kit LED Strip Awning / Brightness	158
Kit Level Up	168-169
Kit Level Up Jumbo	168-169
Kit Magic Privacy	75
Kit Poles	77
Kit Poles Light	76
Kit Premium S	137
Kit Rail Premium 48	137
Kit Rain Guard	78-79

# Products alphabetic index

Kit Repair Plus	74
Kit Sanitary Flex	165
Kit Security Lock	184
Kit Spacer Security Fendt	184
Kit Square Plates	178
Kit Support Bar	141
Kit Turbo Vent 28 F	150
Kit Turbo Vent F / Premium / P3	151
Kit Upgrade E-Bike	137

## L

LED Awning Case	159
LED Awning Light	160
LED Awning Light Gutter	161
LED Garage Light	160
LED Sensor Door Light	161
LED Step	161
LED Warning Solar	160
Level Bag / S	171
Level Plate	171
Level Pro	169
Level System Jumbo	169
Level System Magnum	169
Level Up	168-169
Level Up Premium	166-167
Licence Plate Carrier	141
Luggage Bar	179

## M

Magicrafter / Pro	69
Mega Bag / Light	73
Moskito Net / Net Pro	198
Moskito Net Door	77
Moto Wheel Chock	133
Motor Kit	66-67
Mud Flap Front / Rear	198-199

## O

Omni Stop	199
-----------	-----

## P

Pack Organizer	174-175
Pack Organizer Privacy	77
Pack Waste	176

Patio-Bag	72
Patio-Mat	72
Plastic Jacks	172
Plastic Signal	142
Plates / Plates Pro	172
Pocket Kassett	194
Pocket M / L / XL	176
Privacy Rail Kit	76
Privacy Room	48-51
Privacy Room CS Light	58-59
Privacy Room Light	52-53
Privacy Ultra Light	54-55

## Q

Quick Connection W	165
Quick-Safe	140

## R

Rafter / Rafter CaravanStore	68
Rafter LED / CaravanStore	159
Rafter Pro	68
Rail Premium / S / XL	136-137
Rail Premium S Fat Bike	137
Rail Quick Pro / C	134-135
Rail Strip Pro	135
Rain Caps	79
Rain Guard	78-79
Rear Door Cover	64
Rear Skirting	65
Roller Roof Rail	191
Rollo Vent 40	155
Roll-Tank	164-165
Room van	56-57
Roof Rail / Ducato	191

## S

Safe Door	182-183
Safe Door Guardian	181
Safe Ladder	186
Safety Strip	73
Security	184-185
Security Grip	184-185
Security Strip	140

Shade Sun View	45
Side W Pro	46-47
Side W Pro Shade	46-47
Side W Caravanstore	47
Skirting	65
Slide Out	25
Soft 6	195
Spoiler 40	155
Spoiler S	73
Spoiler Universal	155
Step / Step magnum	173
Step-Mat	173
Strip	140
Super Kem Blue	194
Super Kem Sachets	194
Super Rinse	194
Sun View Side	47
Sun View XL	45

## T

Table Legs	199
Tank 70	164
Thermo Vent 40	155
Thermo Wall Ducato Cabin	197
Thermoglas XXL Ducato	197
Tie Down / Tie Down S	71
Toilet Brush / Pro	195
Turbo-Kit	149
Turbo-Vent	152-153
Turbo-Vent Premium	152-153

## U

Ultra-Box 2/3	189
Ultra-Box 320-360-500	144

## V

Vent	152-153
Vent F Pro	151
Vent 28 F	150
Vent 50	154

## W

Water Cap	164
Wheel Saver	170





**Awnings**

Enclosures

**Bike carriers**

Rooflights **LED**

**Pumps**

Tanks

Organizer

Levellers

**Garage Accessories**

Luggage racks

Security



**Fiamma SpA - Italy**

Via S. Rocco, 56

21010 Cardano al Campo (VA)

Fax +39 0331 263 777